

Municipality of Lakeshore

Police Services Board Meeting Agenda

Monday, May 29, 2023, 10:00 AM

Council Chambers, 419 Notre Dame Street, Belle River

Pages

1. Call to Order
2. Land Acknowledgement
3. Disclosures of Pecuniary Interest
4. Public Presentations
5. Delegations
6. Completion of Unfinished Business
7. Consent Agenda

Recommendation:

Approve minutes of the previous meetings and receive correspondence as listed on the Consent Agenda.

- | | |
|---|---|
| a. February 6, 2023 Minutes | 3 |
| b. March 27, 2023 Minutes | 6 |
| c. Crime Stoppers Charity Golf Tournament | 9 |

8. Reports for Information

Recommendation:

Receive the Reports for Information as listed on the agenda.

- | | |
|--|----|
| a. Police Service Board Report for Lakeshore - January 2023 | 13 |
| b. Police Service Board Essex County Overview - January 2023 | 29 |
| c. Police Service Board Report for Lakeshore - March 2023 | 43 |
| d. Police Service Board Essex County Overview - March 2023 | 61 |

e.	Police Service Board Report for Lakeshore - April 2023	75
f.	Police Service Board Essex County Overview - April 2023	94
g.	Lakeshore Policing Contract	108
h.	Role of Auxiliary Police Officers in the OPP - Verbal Report by Staff Sergeant Smith	
i.	Hosting Joint Police Services Board Meeting in September - Verbal Report by Corporate Leader - Strategic & Legal Affairs	
j.	Verbal Report from Members Attending Zone or Association Meetings	

9. Reports for Direction

10. Notices of Motion

11. Question Period

12. Non-Agenda Business

13. Adjournment

Recommendation:

The Police Services Board adjourn its meeting at ____ PM.

Municipality of Lakeshore

Minutes of the Police Services Board Meeting

Monday, February 6, 2023, 10:00 AM



Members Present: Member Walstedt, Chair, Member, John Quennell, Chair Ed Hooker, Member Julie Johnston, Member Bailey

Staff Present: Corporate Leader - Strategic & Legal Affairs Kristen Newman, Sergeant Jamie Smith, OPP, Administrative Assistant - Civic Affairs Rose Wood, Inspector Angela Ferguson

1. Call to Order

Secretary Rose Wood called the meeting to order at 10:03 AM.

2. Land Acknowledgement

3. Election of Chair and Vice-Chair

Member Quennell nominated Ed Hooker for Chair. No further nominations were received.

Member Hooker nominated John Quennell as Vice Chair. No further nominations were received.

01-02-2023

Moved By Member Quennell

Seconded By Member Walstedt

Appoint Ed Hooker as Chair of the Police Services Board.

Carried Unanimously

Member Hooker nominated Member Quennell as Vice Chair. No other nominations were received for Vice Chair.

02-02-2023

Moved By Member Hooker

Seconded By Member Walstedt

Member Hooker nominated Member Quennell for Vice Chair.

Carried Unanimously

4. **Disclosures of Pecuniary Interest**
5. **Public Presentations**
6. **Delegations**
7. **Completion of Unfinished Business**
8. **Consent Agenda**

- a. **September 26, 2022 Meeting Minutes**

03-02-2023

Moved By Member Quennell

Seconded By Member Bailey

Approve the minutes of the September 26, 2022 Meeting as listed on the Consent Agenda.

Carried Unanimously

- b. **OAPSB Toronto Police Services Board related to Federal Bail Reform**

04-02-2023

Moved By Member Quennell

Seconded By Member Bailey

Receive the correspondence as listed on the Consent Agenda.

Carried Unanimously

9. **Reports for Information**

05-02-2023

Moved By Member Quennell

Seconded By Member Walstedt

Receive the Reports for Information as listed on the agenda.

Carried Unanimously

- a. **Police Service Board - Essex County Overview - September 2022**
 - b. **Police Service Board Report for Lakeshore - September 2022**
 - c. **Police Service Board - Essex County Overview - October 2022**
 - d. **Police Service Board Report for Lakeshore - October 2022**
 - e. **Police Service Board - Essex County Overview - December 2022**
 - f. **Police Service Board Report for Lakeshore - December 2022**
- 10. **Reports for Direction**
 - 11. **Notices of Motion**
 - 12. **Question Period**
 - 13. **Non-Agenda Business**
 - 14. **Closed Session**

06-02-2023

Moved By Member Walstedt

Seconded By Member Quennell

Move into closed session at 10:29 AM in accordance with section 35(4)(b) of the *Police Services Act*.

Carried Unanimously

- 15. **Return to Open Session**
- 16. **Adjournment**

The meeting adjourned in closed session at 10:49 AM.

Ed Hooker
Chair

Rose Wood
Secretary

Municipality of Lakeshore

Minutes of the Police Services Board Meeting



Monday, March 27, 2023, 10:00 AM

Council Chambers, 419 Notre Dame Street, Belle River

Members Present: Chair Ed Hooker, Vice Chair John Quennell, Member Tracey Bailey, Member Kirk Walstedt, Member Julie Johnston

Staff Present: Corporate Leader - Strategic & Legal Affairs Kristen Newman, OPP Inspector Angela Ferguson, Staff Sergeant Jamie Smith, OPP, Administrative Assistant - Civic Affairs Rose Wood,

1. Call to Order

Chair Hooker called the meeting to order at 10:04 AM.

2. Land Acknowledgement

3. Disclosures of Pecuniary Interest

4. Public Presentations

Police Advisor, Office of the Solicitor General Ronald Leclair introduced himself.

OPP Superintendent Frankie Campisi introduced herself.

5. Delegations

6. Completion of Unfinished Business

7. Consent Agenda

Approve minutes of the previous meeting and receive correspondence as listed on the Consent Agenda.

a. February 6, 2023 Meeting Minutes

February 6, 2023 Police Service Board minutes approved.

27-03-2023 - 7

Moved By Member Johnston

Seconded By Member Quennell

February 6, 2023 Police Service Board Minutes approved

Carried Unanimously

8. Reports for Information

Moved By Member Johnston

Seconded By Member Quennell

Receive the Reports for Information as listed on the agenda.

Carried Unanimously

a. **Police Service Board - Essex County Overview - February 2023**
Revised

b. **Police Service Board - Report for Lakeshore - February 2023**

9. Reports for Direction

10. Notices of Motion

11. Question Period

12. Non-Agenda Business

13. Closed Session

Moved By Member Quennell

Seconded By Member Johnston

Move into closed session at 10:32 AM in accordance with section 35(4)(b) of the *Police Services Act*.

Carried Unanimously

14. Adjournment

The Police Services Board adjourn its meeting at 11:39 AM.

8

Moved By Member Quennell

Seconded By Julie Johnston

The Police Services Board adjourn its meeting at 11:39 AM


Carried Unanimously

Ed Hooker

Chair

Rose Wood

Recording Secretary

A promotional poster for a golf tournament. The background is a lush green golf course with tall pine trees under a bright blue sky with a sun flare. In the center, a golf ball sits on a tee, with the text 'COPPS for Charity' and the OPP logo on it. Above the ball is a green banner with 'Golf' in a large, black, cursive font, and below it, a black banner with 'Tournament' in a white, cursive font. To the left of the ball, a grey box contains text about the cost and inclusions. To the right, another grey box mentions online payment. Below these, a black box provides the event name and date. At the bottom, a grey box gives contact information, and a small logo is in the bottom right corner.

Golf
Tournament

\$175 per golfer
Includes: Golf,
lunch dinner,
games and prizes

*Online payment now
available!*
copp4charity.square.site

**15th Annual cOPPs for Charity
Golf Tournament**

Wednesday July 12, 2023
Kingsville Golf & Country Club

For more information contact:
Steven.Duguay@opp.ca

 **COPPS**
for CHARITY

AUGUST 24TH, 2023 SPONSORSHIP OPPORTUNITIES



PREMIUM SPONSORSHIP PACKAGES

Limited to one sponsor only

PLATINUM SPONSOR

\$7,500

- Company name and corporate logo presented as event "Platinum Sponsor"
- Frontline exposure in all event advertising and all local media
- Hole sponsorship on all 3 courses
- Two foursome entries
- Additional 100 raffle tickets

GOLD SPONSOR

SOLD



DINNER SPONSOR

\$3,500

- Hole sponsorship on all 3 courses
- Recognition on all advertising
- One foursome entry

BRONZE SPONSOR

SOLD



RAMPART
WE EQUIP YOUR MISSION

AUGUST 24TH, 2023 SPONSORSHIP OPPORTUNITIES



OTHER SPONSORSHIP PACKAGES

LUNCH SPONSOR

\$2,500

- Company name and corporate logo displayed on all vouchers
- Recognition on all advertising
- Hole sponsorship on all 3 courses

GOLF BALL SPONSOR

SOLD

smartcell

DRINK SPONSOR

\$2,500

- Company name and corporate logo displayed on all vouchers
- Recognition on all advertising
- Hole sponsorship on all 3 courses

OTHER SPONSORSHIP OPPORTUNITIES

\$1,000

- Cart Sponsor
- Raffle Sponsor
- Putting Sponsor
- Longest Drive Sponsor
- Closest to the Pin Sponsor

HOLE SPONSOR Small \$150/ Large \$500

HOLE-IN-ONE SPONSOR 3 OPPORTUNITIES

FOR SPONSORSHIP OPPORTUNITIES,
PLEASE FILL OUT THE SPONSORSHIP FORM



Please fill out this portion and return
as instructed below.
All contributions are eligible for a tax
receipt.

Corporate Name: _____

Corporate Address: _____ Town/City: _____ Province: _____ Postal Code: _____

Corporate Contact: _____ Phone: _____

Name: _____ Phone: _____ Email: _____

Address: _____ Town/City: _____ Province: _____ Postal Code: _____

Payment Method: ☐ Cheque (Make payable to Windsor & Essex County Crime Stoppers) ☐ Visa ☐ Mastercard

Card Number: _____ Expiry Date: ____/____/____ 3 Digit Security Code: _____

Signature: _____

PREMIUM SPONSORSHIP PACKAGES

☐ Platinum Sponsor - \$7,500

☐ Gold ~~SOLD~~ Sponsor - \$5,000

☐ Dinner Sponsor - \$2,500

☐ Bronze ~~SOLD~~ Sponsor - \$1,000

Total \$ _____

OTHER SPONSORSHIP PACKAGES

☐ Lunch Sponsor - \$2,500

☐ Drink Sponsor - \$2,500

☐ Golf ~~SOLD~~ Sponsor - \$1,500

☐ Cart Sponsor - \$1,000

☐ Raffle Sponsor - \$1,000

☐ Putting Sponsor - \$1,000

☐ Longest Drive Sponsor - \$1,000

☐ Closest to the Pin Sponsor - \$1,000

☐ Small Hole Sponsor - \$150

☐ Large Hole Sponsor - \$500

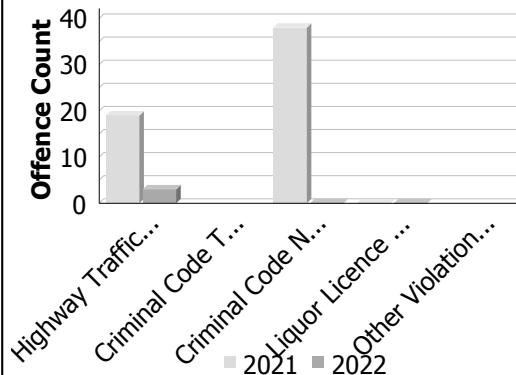
Total \$ _____

Please return sponsorship contributions and payment to :
Windsor & Essex County Crime Stoppers
150 Goyeau Street, P.O. Box 60, Windsor, ON. N9A 6J5

Police Services Board Report for Lakeshore
Integrated Court Offence Network
November - 2022

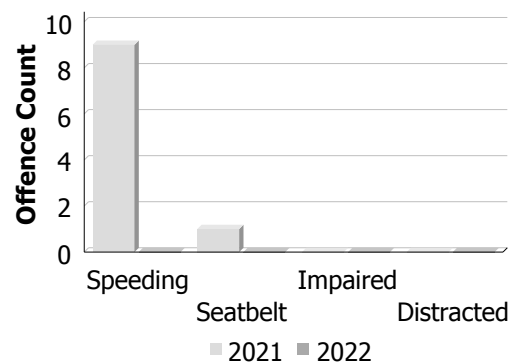
Criminal Code and Provincial Statute Charges Laid

Offence Count	November			Year to Date - November		
	2021	2022	% Change	2021	2022	% Change
Highway Traffic Act	19	3	-84.2%	403	192	-52.4%
Criminal Code Traffic	--	--	--	--	--	--
CCC Non-Traffic	--	--	--	--	--	--
Liquor Licence Act	0	0	--	13	2	-84.6%
Other Violations	--	--	--	--	--	--



Traffic Related Charges

Offence Count	November			Year to Date - November		
	2021	2022	% Change	2021	2022	% Change
Speeding	9	0	-100.0%	215	92	-57.2%
Seatbelt	1	0	-100.0%	4	0	-100.0%
Impaired	0	0	--	0	0	--
Distracted	0	0	--	1	1	0.0%



Integrated Court Offence Network data is updated on a monthly basis: Data could be as much as a month and a half behind.

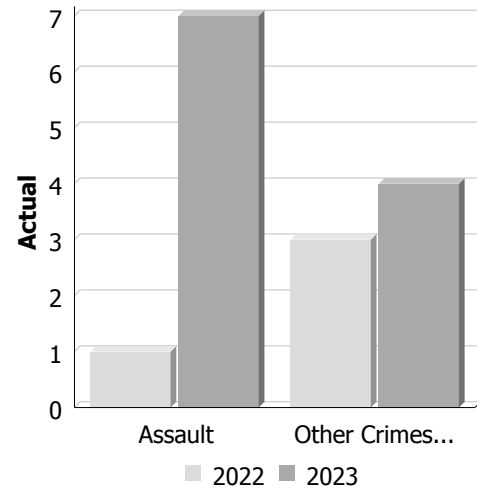
Data Utilized

- Ministry of Attorney General, Integrated Court Offence Network
- Integrated Court Offence Network Charge Business Intelligence Cube

Police Services Board Report for Lakeshore
Records Management System
January - 2023

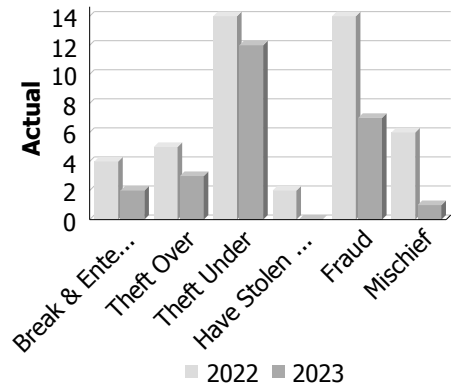
Violent Crime

Actual	January			Year to Date - January		
	2022	2023	% Change	2022	2023	% Change
Murder	0	0	--	0	0	--
Other Offences Causing Death	0	0	--	0	0	--
Attempted Murder	0	0	--	0	0	--
Sexual Assault	0	0	--	0	0	--
Assault	1	7	600.0%	1	7	600.0%
Abduction	0	0	--	0	0	--
Robbery	0	0	--	0	0	--
Other Crimes Against a Person	3	4	33.3%	3	4	33.3%
Total	4	11	175.0%	4	11	175.0%



Property Crime

Actual	January			Year to Date - January		
	2022	2023	% Change	2022	2023	% Change
Arson	0	0	--	0	0	--
Break & Enter	4	2	-50.0%	4	2	-50.0%
Theft Over	5	3	-40.0%	5	3	-40.0%
Theft Under	14	12	-14.3%	14	12	-14.3%
Have Stolen Goods	2	0	-100.0%	2	0	-100.0%
Fraud	14	7	-50.0%	14	7	-50.0%
Mischief	6	1	-83.3%	6	1	-83.3%
Total	45	25	-44.4%	45	25	-44.4%



Drug Crime

Actual	January			Year to Date - January		
	2022	2023	% Change	2022	2023	% Change
Possession	0	0	--	0	0	--
Trafficking	0	0	--	0	0	--
Importation and Production	0	0	--	0	0	--
Total	0	0	--	0	0	--



Detachment: 6E - ESSEX COUNTY
Location code(s): 6E20 - LAKESHORE

Data source date:
2023/02/04

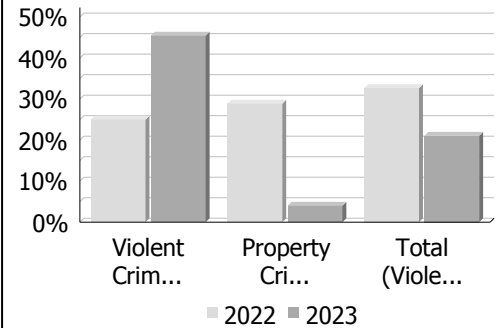
Report Generated by:
Pharand, Lise

Report Generated on:
Feb 6, 2023 12:51:35 PM
PP-CSC-Operational Planning-4300

Police Services Board Report for Lakeshore
Records Management System
January - 2023

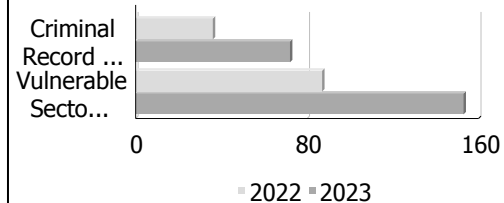
Clearance Rate

Clearance Rate	January			Year to Date - January		
	2022	2023	Difference	2022	2023	Difference
Violent Crime	25.0%	45.4%	20.4%	25.0%	45.4%	20.4%
Property Crime	28.9%	4.0%	-24.9%	28.9%	4.0%	-24.9%
Drug Crime	--	--	--	--	--	--
Total (Violent, Property & Drug)	32.7%	21.0%	-11.6%	32.7%	21.0%	-11.6%



Criminal Record and Vulnerable Sector Screening Checks

Actual	January			Year to Date - January		
	2022	2023	% Change	2022	2023	% Change
Criminal Record Checks	36	72	100.0%	36	72	100.0%
Vulnerable Sector Screening Checks	87	153	75.9%	87	153	75.9%



Data contained within this report is dynamic in nature and numbers will change over time as the Ontario Provincial Police continue to investigate and solve crime.

Data Utilized

- Major Crimes
- Niche RMS All Offence Level Business Intelligence Cube

Detachment: 6E - ESSEX COUNTY

Location code(s): 6E20 - LAKESHORE

Data source date:

2023/02/04

Report Generated by:

Pharand, Lise

Report Generated on:

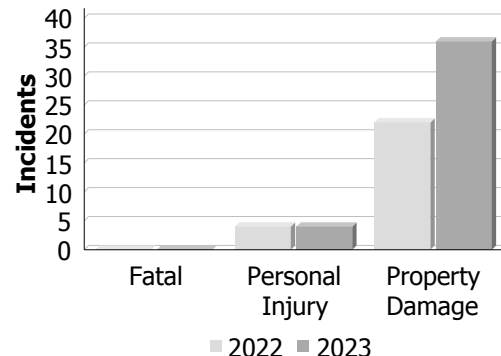
Feb 6, 2023 12:51:35 PM

PP-CSC-Operational Planning-4300

Police Services Board Report for Lakeshore
Collision Reporting System
January - 2023

Motor Vehicle Collisions by Type

Incidents	January			Year to Date - January		
	2022	2023	% Change	2022	2023	% Change
Fatal	0	0	--	0	0	--
Personal Injury	4	4	0.0%	4	4	0.0%
Property Damage	22	36	63.6%	22	36	63.6%
Total	26	40	53.8%	26	40	53.8%



Fatalities in Detachment Area

Incidents		January			Year to Date - January		
		2022	2023	% Change	2022	2023	% Change
Motor Vehicle Collision	Fatal Incidents	0	0	--	0	0	--
	Alcohol Related	0	0	--	0	0	--
Off-Road Vehicle	Fatal Incidents	0	0	--	0	0	--
	Alcohol Related	0	0	--	0	0	--
Motorized Snow Vehicle	Fatal Incidents	0	0	--	0	0	--
	Alcohol Related	0	0	--	0	0	--

Persons Killed		January			Year to Date - January		
		2022	2023	% Change	2022	2023	% Change
Motor Vehicle Collision		0	0	--	0	0	--
Off-Road Vehicle		0	0	--	0	0	--
Motorized Snow Vehicle		0	0	--	0	0	--

Data Utilized

- SQL online application reporting system – OPP CRS 2.3.09
- Collision Reporting System Business Intelligence Cube

Detachment: 6E - ESSEX

Location code(s): 6E20-LAKESHORE

Data source date:
2023/02/05

Report Generated by:
Pharand, Lise

Report Generated on:
Feb 6, 2023 12:48:18 PM
PP-CSC-Operational Planning-4300
Page 16 of 146

Police Services Board Report for Lakeshore 2023/Jan

Public Complaints	
Policy	0
Service	0
Conduct	0

Date information collected from Professional Standards Bureau Commander Reports: 2023-02-06

Data Source

Ontario Provincial Police, Professional Standards Bureau Commander Reports

- Includes all public policy, service and conduct complaints submitted to the Office of the Independent Police Review Director (OIPRD)

Secondary Employment

Daily Activity Reporting Patrol Hours	
Total Hours	2023/Jan
Number of Cruiser Patrol Hours	636.25
Number of Motorcycle Patrol Hours	0.00
Number of Marine Patrol Hours	0.00
Number of ATV Patrol Hours	0.00
Number of Snowmobile Patrol Hours	0.00
Number of Bicycle Patrol Hours	0.00
Number of Foot Patrol Hours	23.00
Number of School Patrol Hours	3.00

Data source (Daily Activity Reporting System) date: 2023/02/04

Detachment: 6E - ESSEX COUNTY

Location code(s): 6E20 - LAKESHORE

Report Generated by:
Pharand, Lise

Report Generated on:
Feb 6, 2023 12:42:25 PM
PP-CSC-Operational Planning-4300
Page 17 of 146

Ontario Provincial Police
Essex County Detachment

1219 Hicks Rd.
P.O. Box 910
Essex, Ontario
N8M 2Y2

Tel: (519) 723-2493 Fax: (519) 723-2133



Police provincial de l'Ontario
Détachement du Comté d'Essex

1219 rue Hicks
C.P. 910
Essex, Ontario
N8M 2Y2

Tel: (519) 723-2493 Télécopieur: (519) 723-2133

File Reference/

February 7, 2023

Lakeshore PSB information for the month of January:

High School Resource Officer: 0 hours

Suspensions: 3

Charges: 145

Police Record Checks: 70

Vulnerable Sector Record Checks: 153

Jamie Smith, Staff Sergeant
Detachment Manager
Essex County O.P.P.



Calls For Service (CFS) Billing Summary Report

Town of Lakeshore January - 2023

Billing Categories (Billing categories below do not match traditional crime groupings)		2023				2022			
		January	Year to Date	Time Standard	Year To Date Weighted Hours	January	Year to Date	Time Standard	Year To Date Weighted Hours
Violent Criminal Code	Assault With Weapon or Causing Bodily Harm-Level 2	1	1	15.8	15.8	0	0		0.0
	Assault-Level 1	5	5	15.8	79.0	1	1	15.8	15.8
	Discharge Firearm with Intent	2	2	15.8	31.6	0	0		0.0
	Criminal Harassment	0	0		0.0	1	1	15.8	15.8
	Indecent/Harassing Communications	1	1	15.8	15.8	0	0		0.0
	Utter Threats to Person	4	4	15.8	63.2	3	3	15.8	47.4
	Total	13	13	15.8	205.4	5	5	15.8	79.0
Property Crime Violations	Break & Enter	2	2	6.4	12.8	5	5	6.4	32.0
	Theft Over - Trailers	1	1	6.4	6.4	0	0		0.0
	Theft Over - Other Theft	1	1	6.4	6.4	0	0		0.0
	Theft of Motor Vehicle	1	1	6.4	6.4	3	3	6.4	19.2
	Theft of - Automobile	0	0		0.0	3	3	6.4	19.2
	Theft of - Trucks	0	0		0.0	1	1	6.4	6.4
	Theft Under -master code	2	2	6.4	12.8	1	1	6.4	6.4
	Theft under - Building	1	1	6.4	6.4	0	0		0.0
	Theft under - Other Theft	1	1	6.4	6.4	5	5	6.4	32.0
	Theft Under - Gasoline Drive-off	1	1	6.4	6.4	1	1	6.4	6.4
	Theft FROM Motor Vehicle Under \$5,000	3	3	6.4	19.2	5	5	6.4	32.0
	Theft Under \$5,000 [SHOPLIFTING]	1	1	6.4	6.4	3	3	6.4	19.2
	Possession of Stolen Goods over \$5,000	0	0		0.0	1	1	6.4	6.4
	Possession of Stolen Goods under \$5,000	0	0		0.0	1	1	6.4	6.4
	Fraud -Master code	3	3	6.4	19.2	1	1	6.4	6.4
	Fraud - False Pretence <= \$5,000	0	0		0.0	1	1	6.4	6.4
	Fraud - Forgery & Uttering	1	1	6.4	6.4	0	0		0.0
	Fraud - Fraud through mails	0	0		0.0	1	1	6.4	6.4
	Fraud -Money/property/ security <= \$5,000	2	2	6.4	12.8	6	6	6.4	38.4
	Fraud - Other	2	2	6.4	12.8	4	4	6.4	25.6
	Personation with Intent (fraud)	0	0		0.0	1	1	6.4	6.4
	Mischief - master code	2	2	6.4	12.8	4	4	6.4	25.6
	Property Damage	0	0		0.0	2	2	6.4	12.8



Calls For Service (CFS) Billing Summary Report

Town of Lakeshore January - 2023

Billing Categories <i>(Billing categories below do not match traditional crime groupings)</i>		2023				2022			
		January	Year to Date	Time Standard	Year To Date Weighted Hours	January	Year to Date	Time Standard	Year To Date Weighted Hours
Property Crime Violations	Total	24	24	6.4	153.6	49	49	6.4	313.6
Other Criminal Code Violations (Excluding traffic)	Offensive Weapons-Restricted	1	1	7.5	7.5	0	0		0.0
	Bail Violations - Fail To Comply	1	1	7.5	7.5	0	0		0.0
	Bail Violations - Others	0	0		0.0	1	1	7.5	7.5
	Breach of Probation	0	0		0.0	1	1	7.5	7.5
	Public mischief - mislead peace officer	0	0		0.0	1	1	7.5	7.5
	Total	2	2	7.5	15.0	3	3	7.5	22.5
Drug Possession	Drug related occurrence	1	1	7.1	7.1	2	2	7.1	14.2
	Total	1	1	7.1	7.1	2	2	7.1	14.2
Statutes & Acts	Landlord/Tenant	7	7	3.4	23.8	5	5	3.4	17.0
	Mental Health Act	13	13	3.4	44.2	9	9	3.4	30.6
	Mental Health Act - Attempt Suicide	0	0		0.0	1	1	3.4	3.4
	Mental Health Act - Threat of Suicide	7	7	3.4	23.8	2	2	3.4	6.8
	Mental Health Act - Voluntary Transport	0	0		0.0	1	1	3.4	3.4
	Mental Health Act - Placed on Form	1	1	3.4	3.4	0	0		0.0
	Mental Health Act - Apprehension	2	2	3.4	6.8	7	7	3.4	23.8
	Custody Dispute	1	1	3.4	3.4	0	0		0.0
	Trespass To Property Act	2	2	3.4	6.8	5	5	3.4	17.0
	Total	33	33	3.4	112.2	30	30	3.4	102.0
Operational	Animal -Master code	1	1	3.8	3.8	0	0		0.0
	Animal Injured	1	1	3.8	3.8	0	0		0.0
	Animal - Other	2	2	3.8	7.6	1	1	3.8	3.8
	Domestic Disturbance	14	14	3.8	53.2	6	6	3.8	22.8
	Suspicious Person	13	13	3.8	49.4	20	20	3.8	76.0
	Phone -Master code	2	2	3.8	7.6	0	0		0.0
	Phone -Nuisance - No Charges Laid	1	1	3.8	3.8	2	2	3.8	7.6
	Phone -Obscene - No Charges Laid	0	0		0.0	1	1	3.8	3.8
	Phone -Threatening - No Charges Laid	2	2	3.8	7.6	0	0		0.0
	Phone -Other - No Charges Laid	0	0		0.0	1	1	3.8	3.8
	Fire - Building	2	2	3.8	7.6	2	2	3.8	7.6
	Fire - Other	0	0		0.0	1	1	3.8	3.8



Calls For Service (CFS) Billing Summary Report

Town of Lakeshore January - 2023

Billing Categories (Billing categories below do not match traditional crime groupings)		2023				2022			
		January	Year to Date	Time Standard	Year To Date Weighted Hours	January	Year to Date	Time Standard	Year To Date Weighted Hours
Operational	Insecure Condition - Master code	1	1	3.8	3.8	0	0		0.0
	Missing Person 12 & older	0	0		0.0	1	1	3.8	3.8
	Missing Person Located 12 & older	0	0		0.0	1	1	3.8	3.8
	Noise Complaint - Animal	0	0		0.0	1	1	3.8	3.8
	Found Property -Master code	2	2	3.8	7.6	3	3	3.8	11.4
	Found - License Plate	0	0		0.0	1	1	3.8	3.8
	Found-Bicycles	1	1	3.8	3.8	0	0		0.0
	Found - Gun	0	0		0.0	1	1	3.8	3.8
	Found-Others	1	1	3.8	3.8	2	2	3.8	7.6
	Lost Property -Master code	1	1	3.8	3.8	1	1	3.8	3.8
	Lost-Personal Accessories	1	1	3.8	3.8	4	4	3.8	15.2
	Lost-Radio,TV,Sound-Reprod. Equip.	1	1	3.8	3.8	0	0		0.0
	Lost - Gun	2	2	3.8	7.6	0	0		0.0
	Lost-Others	3	3	3.8	11.4	1	1	3.8	3.8
	Sudden Death - Natural Causes	2	2	3.8	7.6	3	3	3.8	11.4
	Sudden Death - Others	1	1	3.8	3.8	1	1	3.8	3.8
	Sudden Death - Apparent Overdose-Overdose	0	0		0.0	1	1	3.8	3.8
	Suspicious Vehicle	9	9	3.8	34.2	5	5	3.8	19.0
	Trouble with Youth	4	4	3.8	15.2	2	2	3.8	7.6
	Vehicle Recovered - Automobile	1	1	3.8	3.8	4	4	3.8	15.2
	Unwanted Persons	2	2	3.8	7.6	3	3	3.8	11.4
	Neighbour Dispute	9	9	3.8	34.2	6	6	3.8	22.8
	By-Law -Master code	1	1	3.8	3.8	1	1	3.8	3.8
	Noise By-Law	5	5	3.8	19.0	12	12	3.8	45.6
	Dogs By-Law	4	4	3.8	15.2	1	1	3.8	3.8
	Firearms (Discharge) By-Law	0	0		0.0	1	1	3.8	3.8
	Other Municipal By-Laws	1	1	3.8	3.8	3	3	3.8	11.4
	Traffic By-Law	2	2	3.8	7.6	4	4	3.8	15.2
	Assist Fire Department	1	1	3.8	3.8	0	0		0.0
	Assist Public	4	4	3.8	15.2	10	10	3.8	38.0
	Family Dispute	12	12	3.8	45.6	15	15	3.8	57.0



Calls For Service (CFS) Billing Summary Report

Town of Lakeshore January - 2023

Billing Categories (Billing categories below do not match traditional crime groupings)		2023				2022			
		January	Year to Date	Time Standard	Year To Date Weighted Hours	January	Year to Date	Time Standard	Year To Date Weighted Hours
Operational	Total	109	109	3.8	414.2	122	122	3.8	463.6
Operational2	False Alarm-Accidental Trip	1	1	1.4	1.4	0	0		0.0
	False Alarm-Malfunction	2	2	1.4	2.8	0	0		0.0
	False Holdup Alarm-Accidental Trip	1	1	1.4	1.4	6	6	1.4	8.4
	False Alarm -Others	22	22	1.4	30.8	34	34	1.4	47.6
	Keep the Peace	9	9	1.4	12.6	2	2	1.4	2.8
	911 call / 911 hang up	12	12	1.4	16.8	4	4	1.4	5.6
	911 call - Dropped Cell	4	4	1.4	5.6	7	7	1.4	9.8
	Total	51	51	1.4	71.4	53	53	1.4	74.2
Traffic	MVC (MOTOR VEHICLE COLLISION) -Master code	3	3	3.7	11.1	1	1	3.7	3.7
	MVC - Personal Injury (MOTOR VEHICLE COLLISION)	5	5	3.7	18.5	3	3	3.7	11.1
	MVC - Prop. Dam. Non Reportable	10	10	3.7	37.0	6	6	3.7	22.2
	MVC - Prop. Dam. Reportable (MOTOR VEHICLE COLLISION)	29	29	3.7	107.3	28	28	3.7	103.6
	MVC - Prop. Dam. Failed to Remain (MOTOR VEHICLE COLLISION)	3	3	3.7	11.1	2	2	3.7	7.4
	Total	50	50	3.7	185.0	40	40	3.7	148.0
Total		283	283		1,163.9	304	304		1,217.1

Note to Detachment Commanders:

- The content of each report is to be shared by the Detachment Commander only with the municipality for which it was generated. The municipality may treat this as a public document and distribute it as they wish.
- All data is sourced from the Niche RMS application. Included are 'reported' occurrences (actuals and unfounded occurrences) for 'billable' occurrences ONLY. Data is refreshed on a weekly basis.
- The Traffic category includes motor vehicle collision (MVC) occurrences entered into Niche (UCR code 8521). MVCs are NOT sourced from the eCRS application for this report.
- Only the primary violation is counted within an occurrence.
- Time standards displayed are for the 2021 billing period.

Note to Municipalities:

- Data contained within this report is dynamic in nature and numbers will change over time as the Ontario Provincial Police continues to investigate and solve crime.
- This report is NOT to be used for crime trend analysis as not all occurrences are included.
- Data groupings within this report do not match traditional crime groupings seen in other public reports such as the OPP Police Services Board reports or Statistics Canada reporting.



Windsor & Essex County Crime Stoppers

Police Coordinator Report

January 1st – 31st, 2023

Overview

Crime Stoppers exists to provide a means for the public to pass along anonymous information that assists in solving crimes, recovering stolen property, seizing illegal drugs, and locating those for whom there is an outstanding warrant of arrest. Locally, the program is operated jointly as Windsor-Essex County Crime Stoppers and has the responsibility to receive and disseminate information to all law enforcement agencies within Essex County.

Program Education and Community Events

- St Clair College Booth – January 4th & 6th
- Crime Stoppers Month Recording – OPP West Region
- City of Windsor proclaimed January as Crime Stoppers Month
- Town of Essex proclaimed January as Crime Stoppers Month

AM800

“Crime of the Week” report with AM800 radio recorded every Monday which airs every Tuesday morning and afternoon.

- January 2nd - Crime Stoppers is open during the holidays
- January 9th – Crime Stoppers Month Recording
- January 16th – WPS B&E to 3800 Block of Russell St.
- January 24th – Crime Stoppers Month Recording
- January 30th – WPS Armed Robberies on Walker Road and Tecumseh Road East

St. Clair College-Media Plex and Radio CJAM FM 99.1

- Recorded weekly – Crime of the Week.

CTV News

- Segment recorded for Crime Stoppers Month. Highlights of 2022. Aired January 17th.
-

Social Media

- Daily/Weekly Facebook, Twitter and Instagram posts

Crime Stoppers Upcoming Calendar

- Charity K9 Calendar for 2023/2024
- February 18th – Chuck-A-Puck at Windsor Spitfires.

This statistical report is reflective of January 1st – 31st, 2023.

Crime Stoppers tip information was distributed to the following agencies during this period.

Windsor Police Service

WPS - Amherstburg Detachment

Ontario Provincial Police

LaSalle Police Service

Ministry of Revenue and Finance

Windsor & Essex County Health Unit- Tobacco Enforcement

CBSA

ROPE

Windsor Police Criminal Intelligence Unit – Cannabis Enforcement

Attached documents include:

Police Coordinators Report

Monthly Statistical Report

Tip Summary Report

This Report was Prepared By:

Constable Sarah Werstein – OPP Police Coordinator

TOTAL POPULATION REPRESENTED – 398,718 (2019 CENSUS)

POPULATION (CITY) – 217,188

POPULATION (COUNTY) – 126,314

POPULATION (LASALLE) – 33,180

POPULATION (AMHERSTBURG) – 22,036

***SI on Statistical Report is “Since Inception” – 1985*



Windsor - Essex County Crime Stoppers - Statistical Report

Filter Date: January 2023 Run Date: 2023/02/02

Statistic	Jan	Feb	Mar	Apr	May	Jun	Jul	Aug	Sep	Oct	Nov	Dec
Tips Received	176	0	0	0	0	0	0	0	0	0	0	0
Tip Follow-ups	173	0	0	0	0	0	0	0	0	0	0	0
Arrests	4	0	0	0	0	0	0	0	0	0	0	0
Cases Cleared	2	0	0	0	0	0	0	0	0	0	0	0
Charges Laid	18	0	0	0	0	0	0	0	0	0	0	0
Fugitives	0	0	0	0	0	0	0	0	0	0	0	0
Administrative Discipline	0	0	0	0	0	0	0	0	0	0	0	0
# of Rewards Approved	1	0	0	0	0	0	0	0	0	0	0	0
Rewards Approved	\$750	\$0	\$0	\$0	\$0	\$0	\$0	\$0	\$0	\$0	\$0	\$0
# of Rewards Paid	0	0	0	0	0	0	0	0	0	0	0	0
Rewards Paid	\$0	\$0	\$0	\$0	\$0	\$0	\$0	\$0	\$0	\$0	\$0	\$0
# of Weapons Recovered	0	0	0	0	0	0	0	0	0	0	0	0
# of Vehicles Recovered	0	0	0	0	0	0	0	0	0	0	0	0
Property Recovered	\$0	\$0	\$0	\$0	\$0	\$0	\$0	\$0	\$0	\$0	\$0	\$0
Cash Recovered	\$910	\$0	\$0	\$0	\$0	\$0	\$0	\$0	\$0	\$0	\$0	\$0
Drugs Seized	\$49,250	\$0	\$0	\$0	\$0	\$0	\$0	\$0	\$0	\$0	\$0	\$0
Total Recovered	\$50,160	\$0	\$0	\$0	\$0	\$0	\$0	\$0	\$0	\$0	\$0	\$0

Statistic	Q1	Q2	Q3	Q4	YTD	SI
Tips Received	176	0	0	0	176	60,108
Tip Follow-ups	173	0	0	0	173	20,350
Calls Received	0	0	0	0	0	3,138
Arrests	4	0	0	0	4	7,063
Cases Cleared	2	0	0	0	2	10,401
Charges Laid	18	0	0	0	18	10,196
Fugitives	0	0	0	0	0	625
Administrative Discipline	0	0	0	0	0	3
# of Rewards Approved	1	0	0	0	1	1,858
Rewards Approved	\$750	\$0	\$0	\$0	\$750	\$1,257,835
# of Rewards Paid	0	0	0	0	0	961
Rewards Paid	\$0	\$0	\$0	\$0	\$0	\$828,902
# of Weapons Recovered	0	0	0	0	0	545
# of Vehicles Recovered	0	0	0	0	0	32
Property Recovered	\$0	\$0	\$0	\$0	\$0	\$13,433,423
Cash Recovered	\$910	\$0	\$0	\$0	\$910	\$591,078
Drugs Seized	\$49,250	\$0	\$0	\$0	\$49,250	\$119,378,838
Total Recovered	\$50,160	\$0	\$0	\$0	\$50,160	\$133,403,339

Windsor - Essex County Crime Stoppers Tip Summary Report

Created Date: 2023/01/01 to 2023/01/31

Offense Type	Count
Animal Cruelty	2
Arson	4
Assault	3
Attempt Murder	10
Breach of Condition	4
Break and Enter	0
By Law	0
Child Abuse	2
COVID-19	0
Cybercrime	5
Disqualified Driving	0
Drugs	44
Elder Abuse	0
Fraud	17
Highway Traffic Act	1
Hit and Run / Fail to Remain	1
Homicide	0
Human Smuggling	0
Human Trafficking	10
Illegal Cigarettes	2
Immigration	0

Impaired Driver	2
Indecent Act	0
Liquor (sales to minors, sales without licence)	1
Mischief	3
Missing Person	14
Motor Vehicle Collision	0
Possession of Stolen Property	2
Prostitution/Morality	0
Repeat Impaired Driver	0
Robbery	2
Sexual Assault	0
Stolen Vehicle	0
Suspended Driver	0
Suspicious Activity	11
Terrorism	0
Test Tip	0
Theft	4
Threats	0
Warrant	7
Weapons	4
<i>Other</i>	16
<i>Unknown</i>	5
Total	176

JANUARY 2023

Police Services Board Monthly Overview



Disclaimer: No part of this document is to be reproduced or distributed without the expressed written permission of the Ontario Provincial Police. This document has been prepared on internally developed data sources. All data is a snapshot in time and may differ from other recorded sources.



TABLE OF CONTENTS

Detachment Focus and Priorities	2
Top Calls for Service	3-4
Calls for Service Comparison	5
Violent Crime	6
Property Crime	7
Motor Vehicle Collisions.....	8
Impaired / Exceed Offences.....	8
Driver's License Suspensions	8
Criminal Code Charges	9
Drug Offences.....	9
Provincial Offences & Traffic Stops.....	10
Mental Health Response Unit	11
911 Misdiagnosis	12
False Alarms	12
R.I.D.E.	12
Foot Patrol Hours	12
Auxiliary Service	12
Notable Investigations	13

Prepared by:

D/Cst. P. Brockman #12632
Essex County Detachment
Ontario Provincial Police
Pauline.Brockman@opp.ca



Detachment Focus and Priorities

The OPP's action planning process ensures compliance with the Adequacy and Effectiveness of Police Services Regulation (Adequacy Standards) filed as O. Reg. 3/99 in 1999.

Through assessment, analysis and consultation, the following areas of focus were identified for the next three years (2020 – 2022) in Essex County:

Crime:

- Reduce victimization from instances of sexual violence
- Address & prevent property crime
- Address & prevent illicit drug crime
- Support victims of domestic abuse
- Address the proliferation of illegal grow operations

Traffic:

- Year-round focus on causal factors of motor vehicle collisions with a focus on (Big 4) Aggressive Driving, Impaired Driving, Distracted Driving and Use of Seatbelts
- Marine enforcement and security on local waterways
- Streamline collision reporting

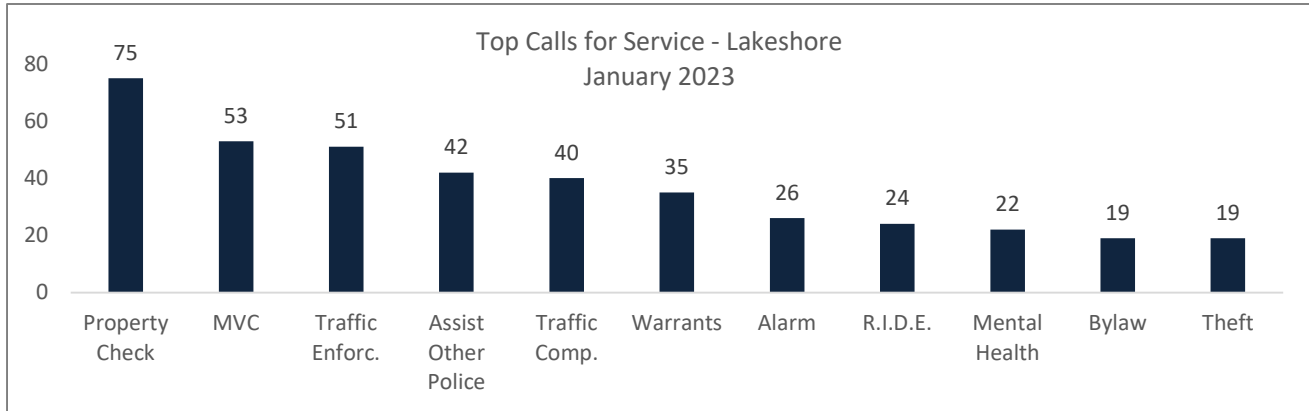
Other Policing Priorities:

- Develop transfer of care protocols with healthcare facilities
- Identify co-response solutions for non-police-related demands for service

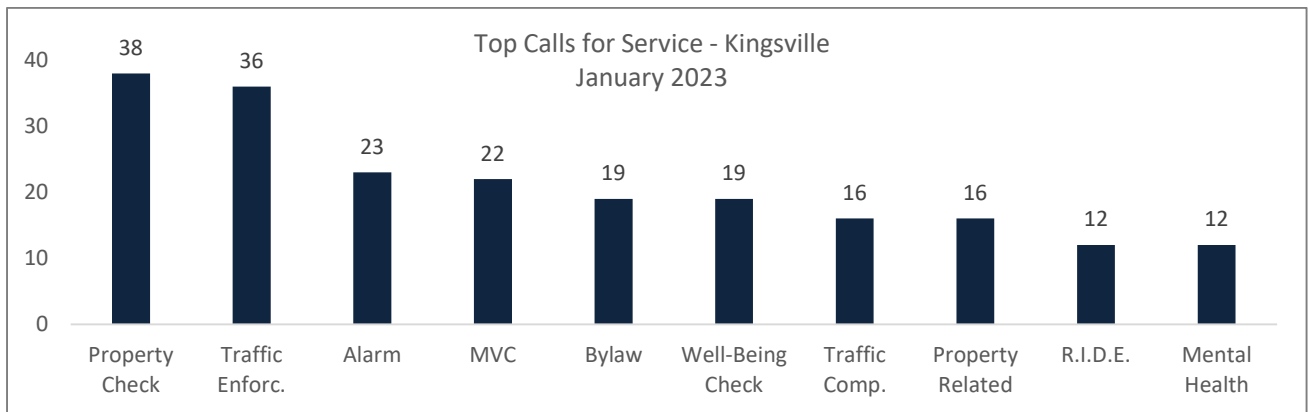


Top Calls for Service ¹

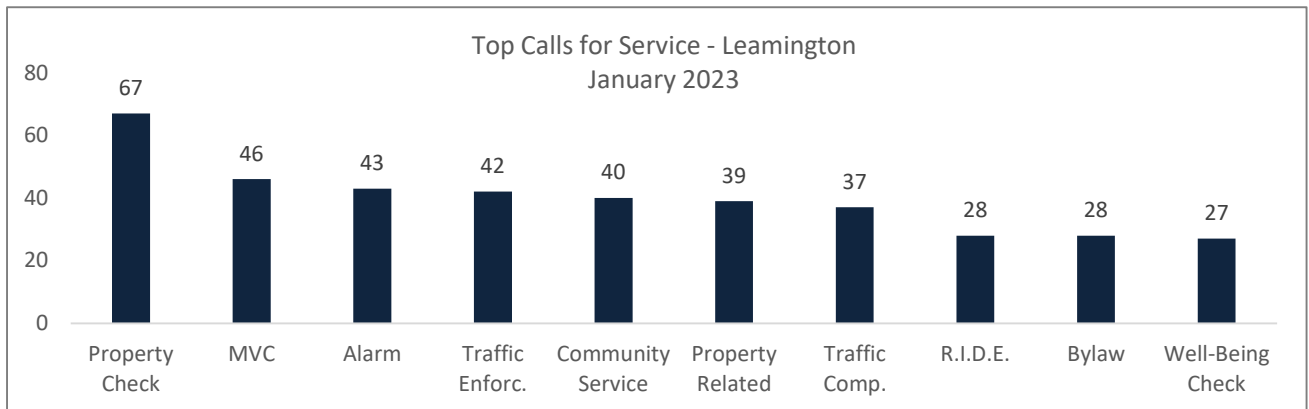
Lakeshore



Kingsville



Leamington

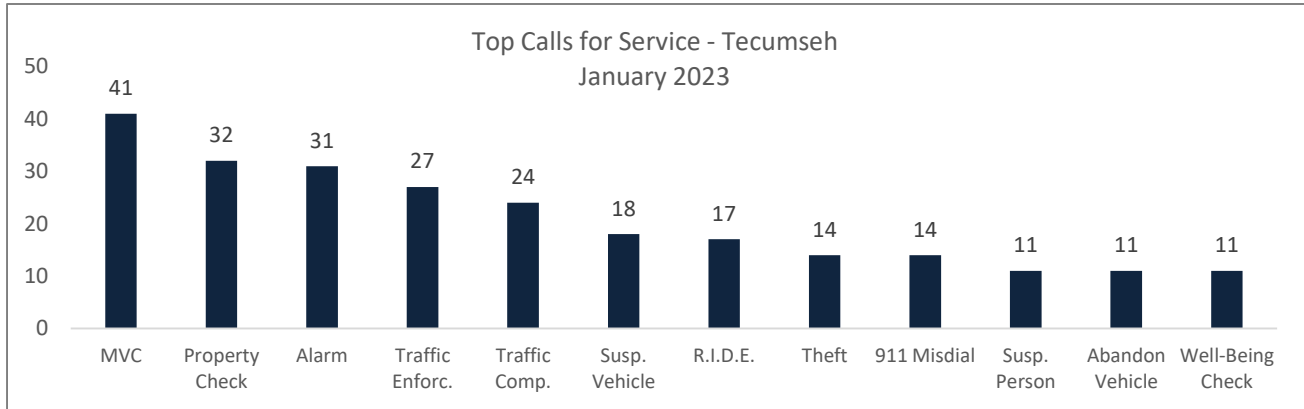


¹ Data Derived from Niche 14Feb2023 Occurrence Type by Duty Icon

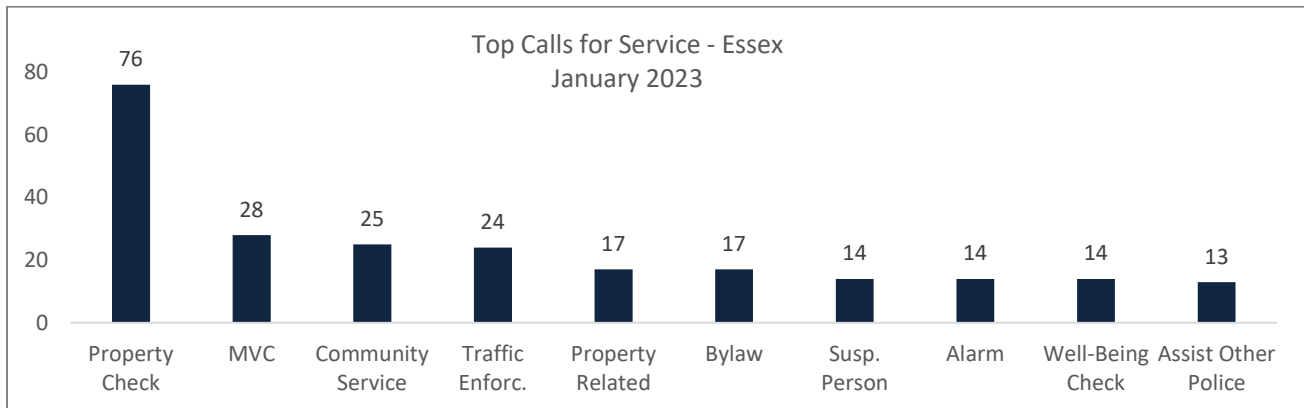


Top Calls for Service²


Tecumseh



Essex



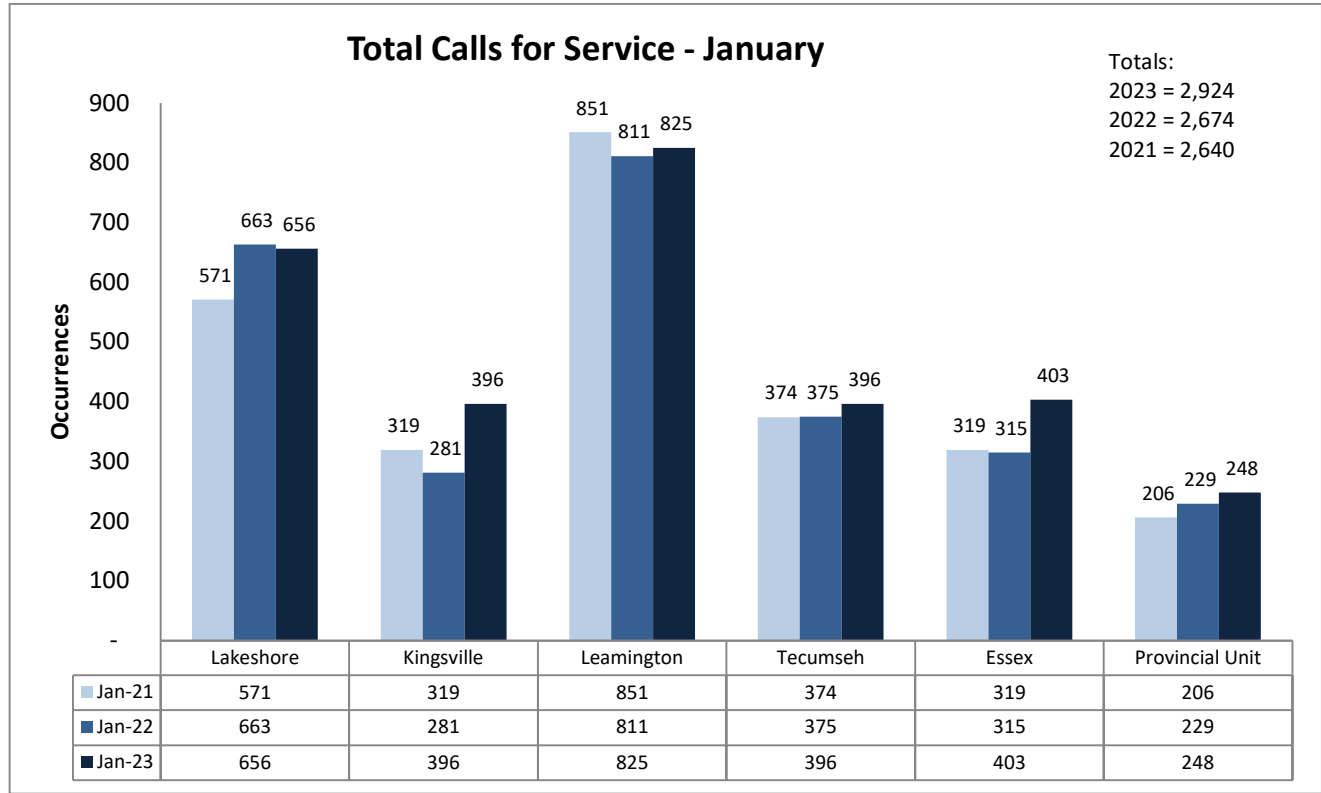
Provincial Units



² Data Derived from Niche 14Feb2023 Occurrence Type by Duty Icon



Calls for Service³

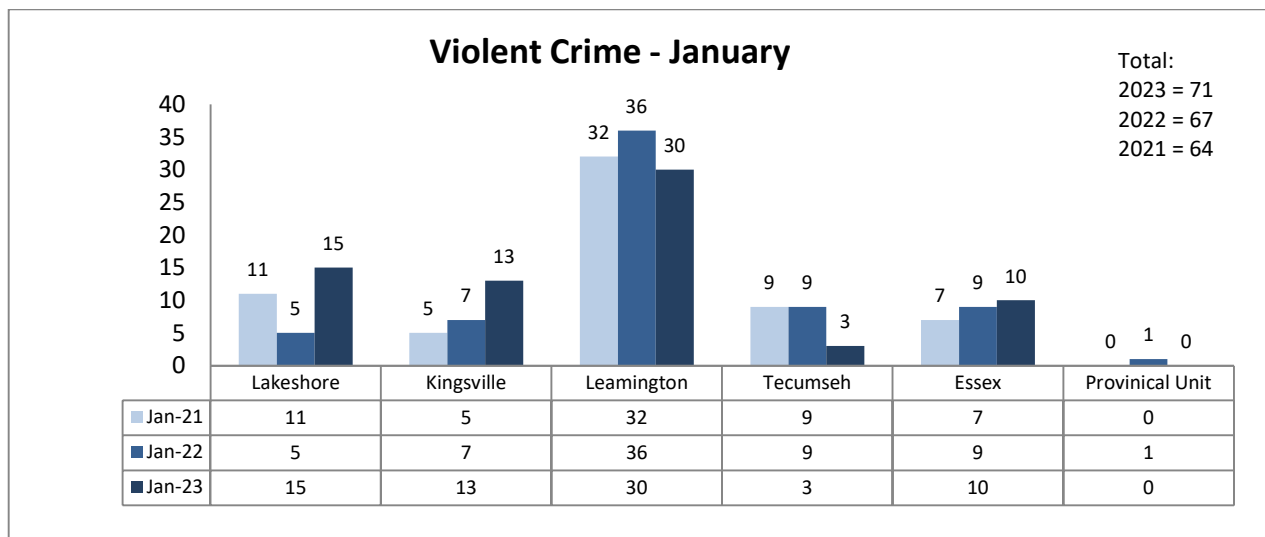


- An 9.3% increase in Calls for Service January 2023 compared to January 2022

³ Data Derived from Niche RMS 15Feb2023 by Duty Icon

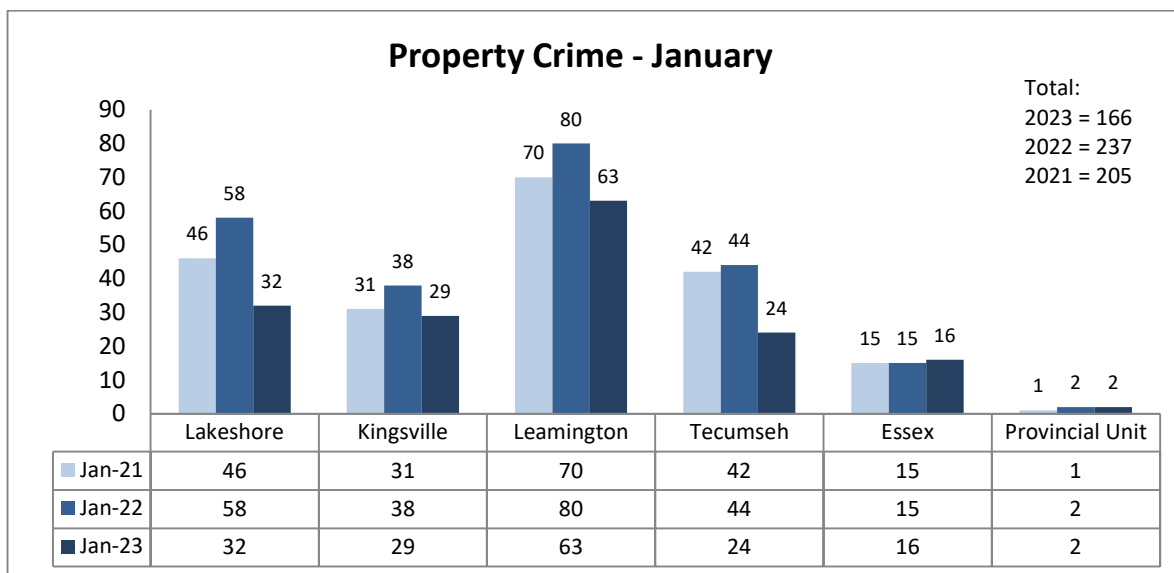


Violent Crime⁴



- A **6.0% increase** in Violent Crime January 2023 compared to January 2022. **Clearance Rate = 67.2%**

Property Crime⁵



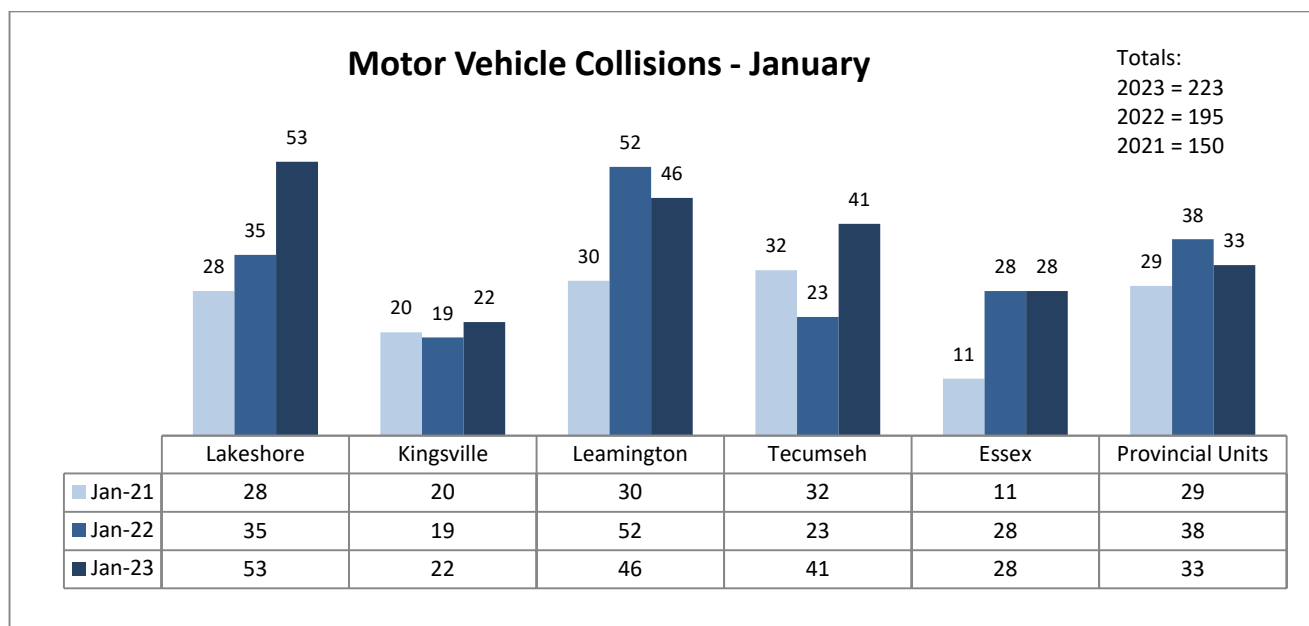
- A **30.0% decrease** in Property Crime in January 2023 compared to January 2022. **Clearance Rate = 19.2%**

⁴ Data Derived from the BI Cube RMS 14Feb2023 Violent Crime.

⁵ Data Derived from the BI Cube RMS 14Feb2023 Property Crime



Motor Vehicle Collisions⁶



- A **14.4% increase** in MVCs January 2023 compared to January 2022
- 68 collisions (30.5%) were diverted to the Collision Reporting Centre in January 2023

MVC Fatalities⁷

Year	Details	Annual Data
2020		10 collisions resulted in 10 deaths
2021		8 collisions resulted in 11 deaths
2022		9 collisions resulted in 14 deaths:
2023	None to report	

⁶ Data Derived from the RMS 15Feb2023 Dispatch Occurrence Type MVC

⁷ Data Derived from eCRS 15Feb2023 Fatal Injury

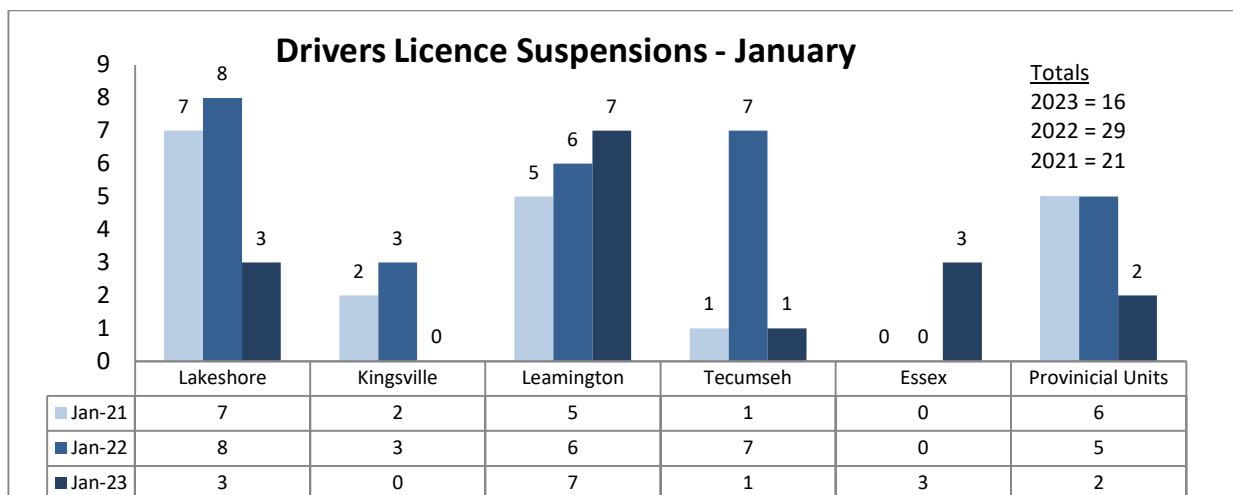
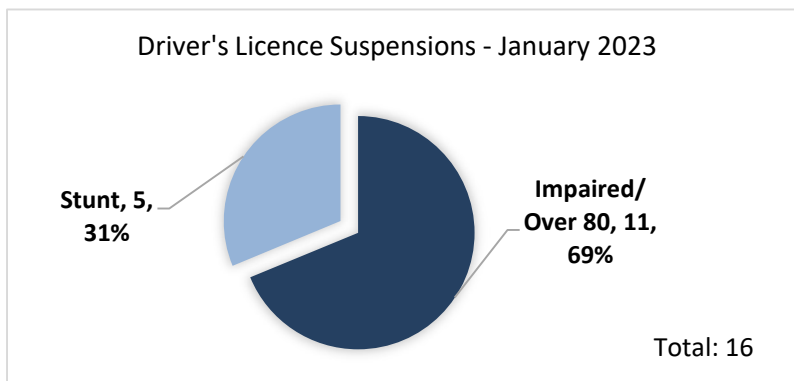


Impaired & Exceed Offences⁸

Location	Jan-21	Jan-22	Jan-23
Lakeshore	3	3	2
Kingsville	2	0	0
Leamington	5	1	6
Tecumseh	0	2	1
Essex	0	0	1
Provincial	1	2	1
	11	8	11

- An **37.5% increase** in Impaired/Over 80 offences in January 2023 compared to January 2022.

Administrative Drivers Licence Suspensions (ADLS)⁹



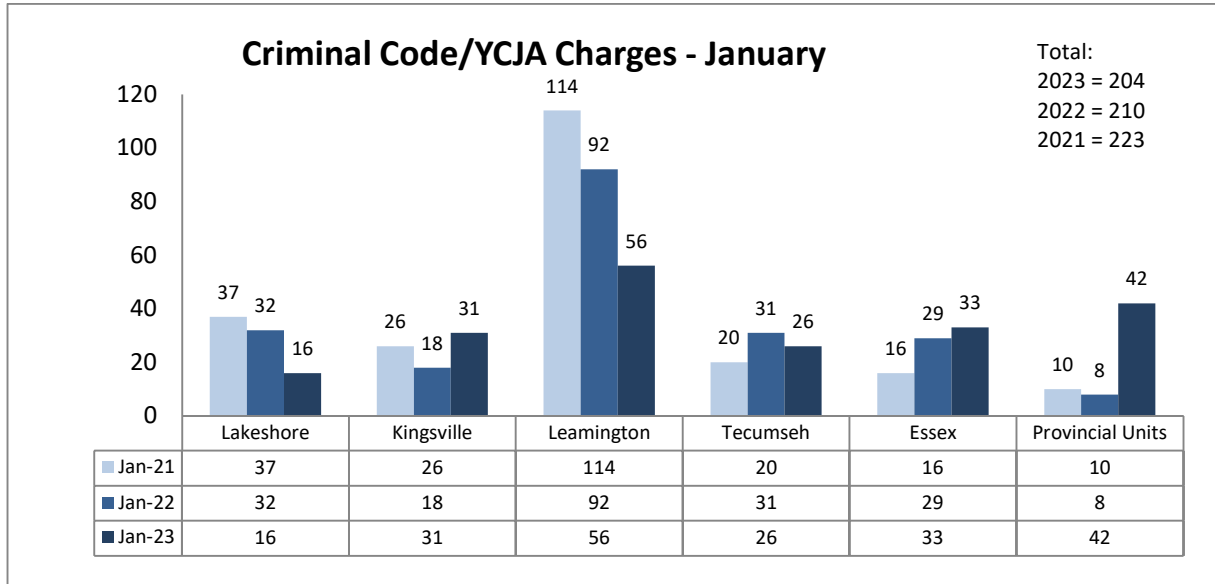
- A **44.8% decrease** in ADLS suspensions in January 2023 compared to January 2022

⁸ Data Derived from the RMS 15Feb2023 Alcohol (UCR 9210, 9220, 9230, 9240, 9250, 9925)

⁹ Data Derived from Niche RMS 15Feb2023 Suspensions (UCR 8881.001, 002, 004, 006, 0011) - 3/7/30-day warn range, 7-day Stunt



Criminal Code Charges¹⁰



- A **2.9% decrease** in Criminal Code charges in January 2023 compared to January 2022

Drug Offences¹¹

	January 2022			January 2023		
	Cannabis Control Act (Provincial)	CDSA	Cannabis Act (Federal)	Cannabis Control Act (Provincial)	CDSA	Cannabis Act (Federal)
Lakeshore	0	0	0	0	0	0
Kingsville	0	0	0	0	10	0
Leamington	0	0	0	1	0	0
Tecumseh	0	0	0	0	0	0
Essex	0	0	0	0	2	0
Provincial Units	3	0	0	3	0	0
	3	0	0	4	12	0
Total Charges	3			16		

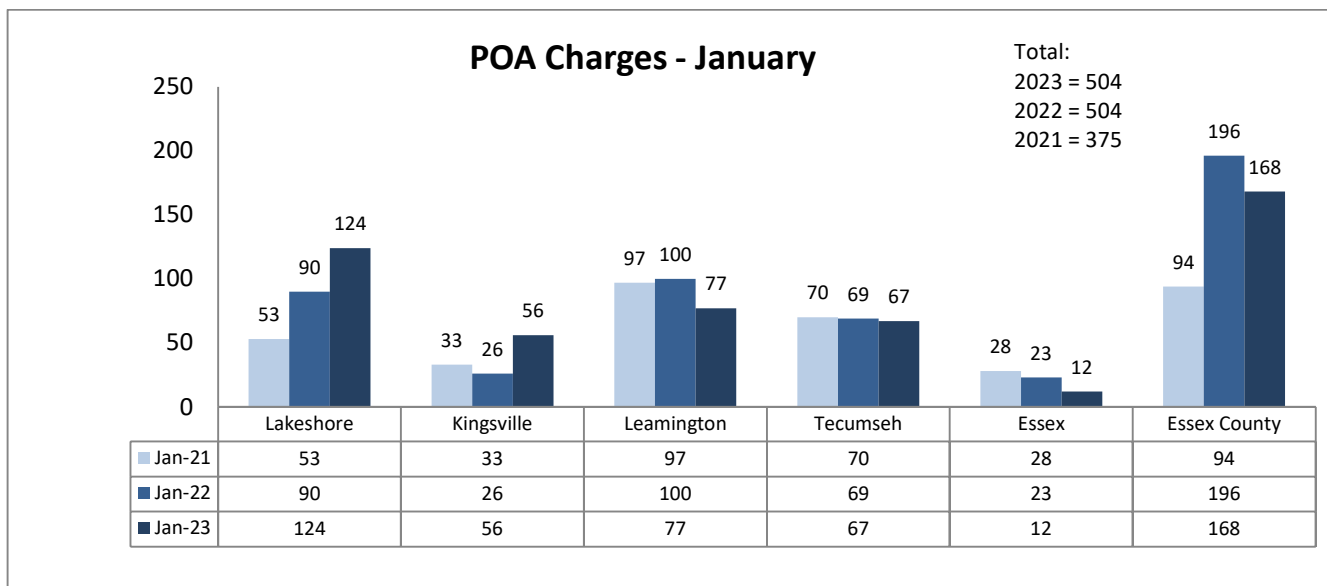
- A **433.3% increase** in Drug Offences in January 2023 compared to January 2022
- In January, CSCU members commenced a cocaine trafficking investigation involving a male operating from a residence on Dix Alley, Kingsville. A CDSA Search Warrant was obtained resulting in the seizure of 109 g. cocaine valued at \$10,900, \$10,000 cash and evidence off drug trafficking. A 46 yr. old male and 39 yr. old female were each charged with Possession for the Purpose of Trafficking.
- See Notable Investigations for information related to an additional CDSA search warrant (Kingsville).

¹⁰ Data Derived from Niche – Saved Search – Charge by Date 15Feb2023

¹¹ Data Derived from Niche – Saved Search Drug Offences 15Feb2023

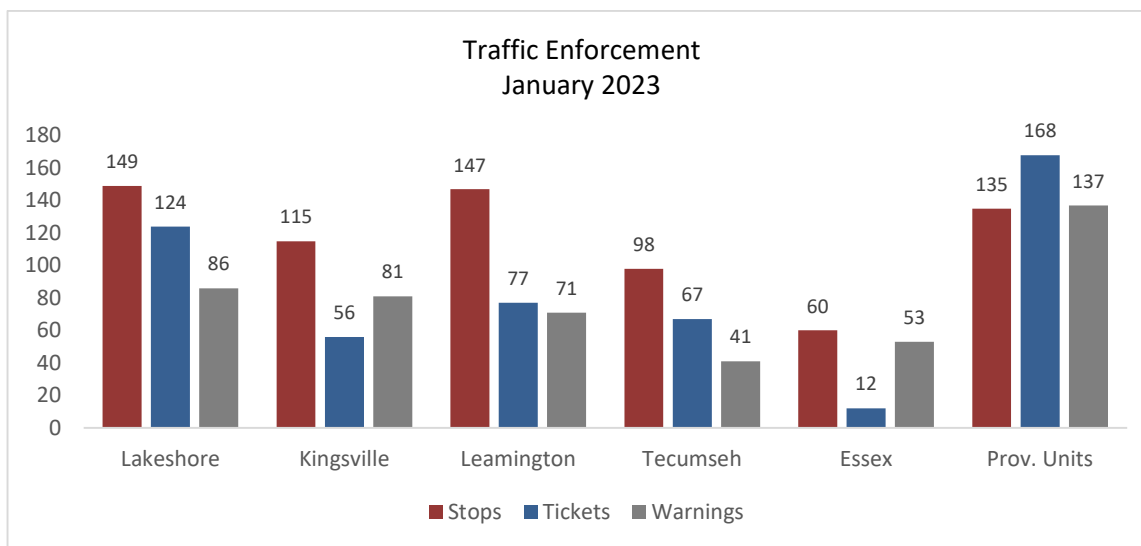


Provincial Offences¹²



- Provincial Offences in January 2023 were identical to January 2022
- **An average of 16.8 tickets/day in January 2023** compared to the average of 13.7 tickets/day in 2022

Traffic Enforcement¹³



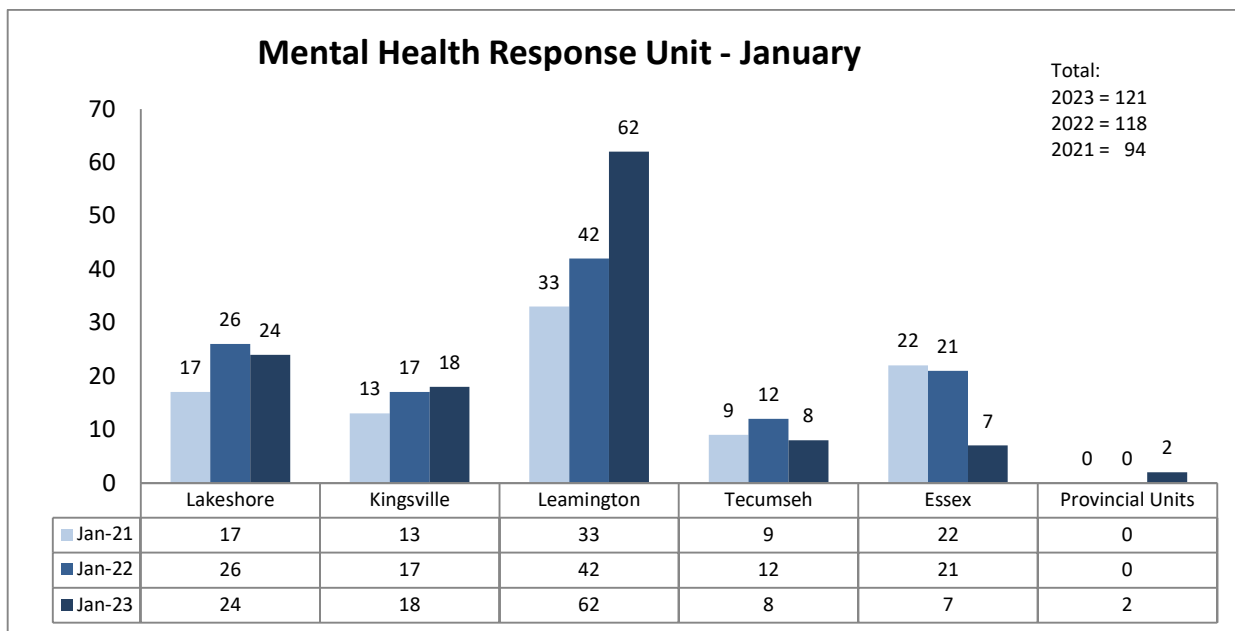
- An average of **22.7 recorded vehicle stops per day** (704 stops) in January 2023 compared to 18.7 stops (2022 average).

¹² Data Derived from Niche RMS and Historical Local Records 15Feb2023

¹³ Data Derived from Business Intelligence – CAD data 15Feb2023



MHRU Calls for Service¹⁴



- A **2.5% increase** in MHRU calls in January 2023 compared to January 2022
- Youth Crisis Response Team (YMCRT) responded to **18 calls** for service in January 2023

¹⁴ Data Derived from Niche 15Feb2023 Officer/Unit: 6E00MCRT



911 Misdial/Hang-up¹⁵

JAN	Lakeshore	Kingsville	Leamington	Tecumseh	Essex	Provincial Unit	TOTAL
2023	16	11	25	14	9	1	76

- An **49.0% increase** in 911 Misdial calls in January 2023 compared to January 2022 (51 Misdials)
- An average of **2.5 Misdials per day** in January 2023 compared to 1.6 misdial calls in January 2022

False Alarm¹⁶

JAN	Lakeshore	Kingsville	Leamington	Tecumseh	Essex	Provincial Unit	TOTAL
2023	26	23	43	31	14	0	137

- A **17.0% decrease** in False Alarms in January 2023 compared to January 2022 (165 Alarms)
- An average of **4.4 Alarms per day** in January 2023 compared to 5.3 Alarms per day in January 2022

R.I.D.E.¹⁷

JAN	Lakeshore	Kingsville	Leamington	Tecumseh	Essex	Provincial Unit	TOTAL
2023	24	12	28	17	8	1	90

Foot Patrol Hours¹⁸

JAN	Lakeshore	Kingsville	Leamington	Tecumseh	Essex	Provincial Unit	TOTAL
2022	23	112	52	125	93	0	405

Auxiliary Service Hours¹⁹

JAN	Lakeshore	Kingsville	Leamington	Tecumseh	Essex	Provincial Unit	TOTAL
2023	11	4	14	8	4	107	148

¹⁵ Data Derived from Niche RMS by Occurrence Type 15Feb2023

¹⁶ Data Derived from Niche RMS by Occurrence Type 15Feb2023

¹⁷ Data Derived from Niche RMS Occurrence Type 15Feb2023

¹⁸ Data Derived from DAR 15Feb2023

¹⁹ Data Derived from DAR 15Feb2023



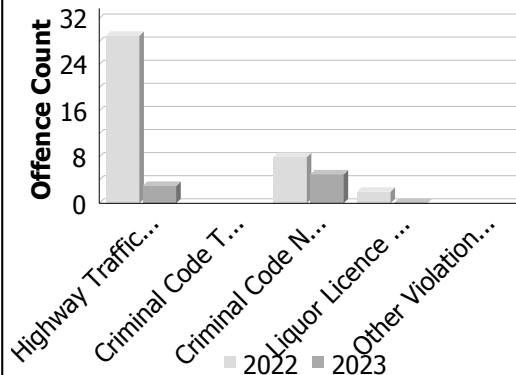
Notable Investigations

Lakeshore	Officers were alerted to a B&E in progress at a Hydro One station by an off-site security company. Officers flooded the area and located a taxi and 4 individuals – including the cab driver. Investigation determined the taxi was used to bring the individuals to the remote station and waited while a quantity of copper wiring was cut, piled nearby and partially loaded into the van. All four were arrested and charged with B&E commit indictable offence (Theft). One male was additionally charged with Obstruct Peace Officer after his true identity was established. The 3 males and 1 female all had previous involvement in property crimes.
Kingsville	A CDSA search warrant was obtained for a vehicle and residence following a CSCU investigation. During the execution, a traffic stop was attempted, but the vehicle failed to stop and was not pursued. The vehicle, a BMW, was quickly found parked in an unrelated Kingsville driveway with the driver walking away. The 20 yr. old male was immediately arrested without further incident. The search warrant on a Maple Ave residence was then executed resulting in the arrest of 3 other individuals and the seizure of fentanyl, cocaine, methamphetamine, oxycontin, and crack cocaine valued at \$49,802. Cash and the BMW, valued at \$30,000 were additionally seized for a total value of \$81,802. The 20 yr. old male and 20 yr. old female were each charged with Possession for the Purpose of Trafficking x4. The male was additionally charged with Flight from Police.
Leamington	Members of the Major Crime unit investigated reports of a registered sex offender possibly breaching his conditions. Officers attended a residence and conducted a cursory search of his cell phone. Officers observed nude photos and prohibited internet access. This male was charged with Fail to Comply with Prohibition Regarding Children x2 and held for bail.
Tecumseh	An ongoing CIB investigation from December 2022 related to the human trafficking at an Airbnb uncovered a multi-jurisdictional sex trafficking and fraud involving quantities of stolen ID, fake ID and stolen property. The involved males arrested and held in December were additionally charged with Possess Credit Card data, Possess Property Obtained by Crime x2, Identity theft and Possession of an Identity Document. One was additionally charged with Unlawfully at Large and both remain in custody.
	K9 Maximus was dispatched to assist Major Crime Unit members locate evidence related to the drive by shooting of a Tecumseh residence. Despite a snow plow having cleared the area twice prior to the commencement of the search, K9 Maximus was successful in locating important evidence. This investigation remains ongoing.
Essex	TRU, ERT, and K9 with the assistance of the Aviation Unit, executed a search warrant on a 3 rd Conc., Essex address following a CSCU weapons investigation. The search resulted in the recovery of a stolen handgun from Detroit, MI along with a prohibited magazine, ammunition, crossbow, and a small quantity of cocaine. The 39 yr. old male suspect was arrested and charged with 15 firearms related offences and Possession of a Schedule I Substance. He remains in custody.

Police Services Board Report for Lakeshore
Integrated Court Offence Network
January - 2023

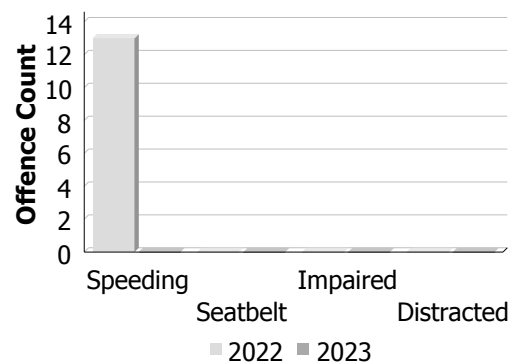
Criminal Code and Provincial Statute Charges Laid

Offence Count	January			Year to Date - January		
	2022	2023	% Change	2022	2023	% Change
Highway Traffic Act	29	3	-89.7%	29	3	-89.7%
Criminal Code Traffic	--	--	--	--	--	--
CCC Non-Traffic	--	--	--	--	--	--
Liquor Licence Act	2	0	-100.0%	2	0	-100.0%
Other Violations	--	--	--	--	--	--



Traffic Related Charges

Offence Count	January			Year to Date - January		
	2022	2023	% Change	2022	2023	% Change
Speeding	13	0	-100.0%	13	0	-100.0%
Seatbelt	0	0	--	0	0	--
Impaired	0	0	--	0	0	--
Distracted	0	0	--	0	0	--



Integrated Court Offence Network data is updated on a monthly basis: Data could be as much as a month and a half behind.

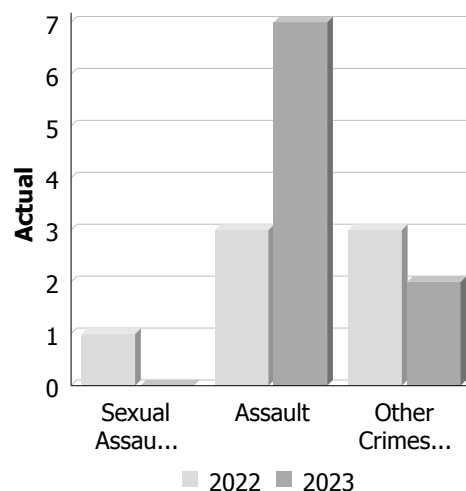
Data Utilized

- Ministry of Attorney General, Integrated Court Offence Network
- Integrated Court Offence Network Charge Business Intelligence Cube

Police Services Board Report for Lakeshore
Records Management System
March - 2023

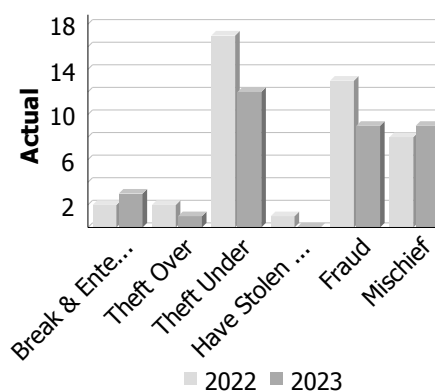
Violent Crime

Actual	March			Year to Date - March		
	2022	2023	% Change	2022	2023	% Change
Murder	0	0	--	0	0	--
Other Offences Causing Death	0	0	--	0	0	--
Attempted Murder	0	0	--	0	0	--
Sexual Assault	1	0	-100.0%	5	2	-60.0%
Assault	3	7	133.3%	10	21	110.0%
Abduction	0	0	--	0	0	--
Robbery	0	0	--	0	0	--
Other Crimes Against a Person	3	2	-33.3%	10	9	-10.0%
Total	7	9	28.6%	25	32	28.0%



Property Crime

Actual	March			Year to Date - March		
	2022	2023	% Change	2022	2023	% Change
Arson	0	0	--	1	0	-100.0%
Break & Enter	2	3	50.0%	8	11	37.5%
Theft Over	2	1	-50.0%	14	8	-42.9%
Theft Under	17	12	-29.4%	52	38	-26.9%
Have Stolen Goods	1	0	-100.0%	3	0	-100.0%
Fraud	13	9	-30.8%	32	26	-18.8%
Mischief	8	9	12.5%	19	13	-31.6%
Total	43	34	-20.9%	129	96	-25.6%



Drug Crime

Actual	March			Year to Date - March		
	2022	2023	% Change	2022	2023	% Change
Possession	0	0	--	1	0	-100.0%
Trafficking	0	0	--	0	0	--
Importation and Production	0	0	--	0	0	--
Total	0	0	--	1	0	-100.0%



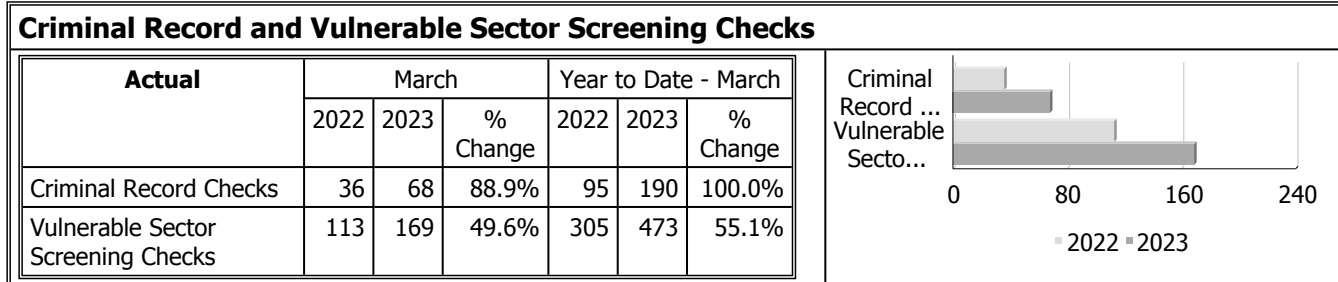
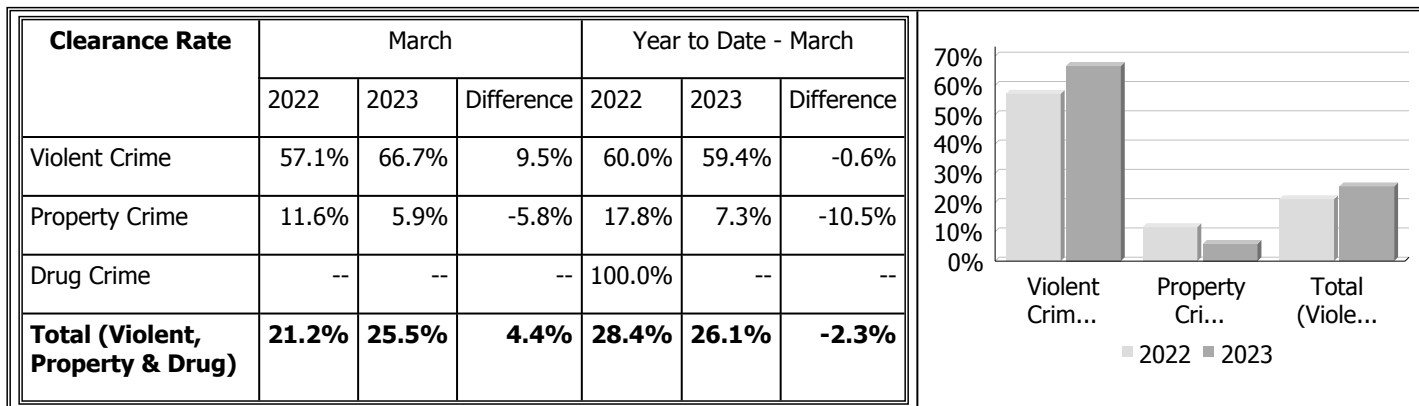
Clearance Rate

Detachment: 6E - ESSEX COUNTY
Location code(s): 6E20 - LAKESHORE
Data source date: 2023/04/01

Report Generated by:
Pharand, Lise

Report Generated on:
Apr 4, 2023 3:45:07 PM
PP-CSC-Operational Planning-4300

**Police Services Board Report for Lakeshore
Records Management System
March - 2023**



Data contained within this report is dynamic in nature and numbers will change over time as the Ontario Provincial Police continue to investigate and solve crime.

Data Utilized

- Major Crimes
- Niche RMS All Offence Level Business Intelligence Cube

Detachment: 6E - ESSEX COUNTY

Location code(s): 6E20 - LAKESHORE

Data source date:

2023/04/01

Report Generated by:

Pharand, Lise

Report Generated on:

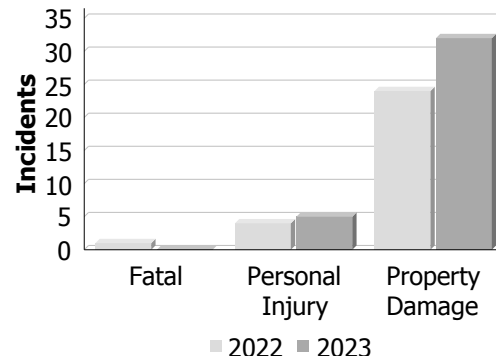
Apr 4, 2023 3:45:07 PM

PP-CSC-Operational Planning-4300

Police Services Board Report for Lakeshore
Collision Reporting System
March - 2023

Motor Vehicle Collisions by Type

Incidents	March			Year to Date - March		
	2022	2023	% Change	2022	2023	% Change
Fatal	1	0	-100.0%	1	0	-100.0%
Personal Injury	4	5	25.0%	14	10	-28.6%
Property Damage	24	32	33.3%	75	94	25.3%
Total	29	37	27.6%	90	104	15.6%



Fatalities in Detachment Area

Incidents		March			Year to Date - March		
		2022	2023	% Change	2022	2023	% Change
Motor Vehicle Collision	Fatal Incidents	1	0	-100.0%	1	0	-100.0%
	Alcohol Related	0	0	--	0	0	--
Off-Road Vehicle	Fatal Incidents	0	0	--	0	0	--
	Alcohol Related	0	0	--	0	0	--
Motorized Snow Vehicle	Fatal Incidents	0	0	--	0	0	--
	Alcohol Related	0	0	--	0	0	--

Persons Killed	March			Year to Date - March		
	2022	2023	% Change	2022	2023	% Change
Motor Vehicle Collision	1	0	-100.0%	1	0	-100.0%
Off-Road Vehicle	0	0	--	0	0	--
Motorized Snow Vehicle	0	0	--	0	0	--

Data Utilized

- SQL online application reporting system – OPP CRS 2.3.09
- Collision Reporting System Business Intelligence Cube

Detachment: 6E - ESSEX

Location code(s): 6E20-LAKESHORE

Data source date:
2023/04/03

Report Generated by:
Pharand, Lise

Report Generated on:
Apr 4, 2023 3:41:36 PM
PP-CSC-Operational Planning-4300
Page 46 of 146

**Police Services Board Report for Lakeshore
2023/Mar**

Public Complaints	
Policy	0
Service	0
Conduct	0

Date information collected from Professional Standards Bureau Commander Reports: 2023-04-04

Data Source

Ontario Provincial Police, Professional Standards Bureau Commander Reports

- Includes all public policy, service and conduct complaints submitted to the Office of the Independent Police Review Director (OIPRD)

Secondary Employment

Daily Activity Reporting Patrol Hours	
Total Hours	2023/Mar
Number of Cruiser Patrol Hours	402.00
Number of Motorcycle Patrol Hours	0.00
Number of Marine Patrol Hours	0.00
Number of ATV Patrol Hours	0.00
Number of Snowmobile Patrol Hours	0.00
Number of Bicycle Patrol Hours	0.00
Number of Foot Patrol Hours	22.50
Number of School Patrol Hours	0.00

Data source (Daily Activity Reporting System) date: 2023/03/31

Detachment: 6E - ESSEX COUNTY

Location code(s): 6E20 - LAKESHORE

Report Generated by:
Pharand, Lise

Report Generated on:
Apr 4, 2023 3:32:55 PM
PP-CSC-Operational Planning-4300
Page 47 of 146

Ontario Provincial Police
Essex County Detachment

1219 Hicks Rd.
P.O. Box 910
Essex, Ontario
N8M 2Y2

Tel: (519) 723-2493 Fax: (519) 723-2133



Police provincial de l'Ontario
Détachement du Comté d'Essex

1219 rue Hicks
C.P. 910
Essex, Ontario
N8M 2Y2

Tel: (519) 723-2493 Télécopieur: (519) 723-2133

File Reference/

April 3, 2023

Lakeshore PSB information for the month of March:

Suspensions: 6

Charges: 270

Police Record Checks: 69

Vulnerable Sector Record Checks: 177

Jamie Smith, Staff Sergeant
Detachment Manager
Essex County O.P.P.



Calls For Service (CFS) Billing Summary Report

Town of Lakeshore March - 2023

Billing Categories (Billing categories below do not match traditional crime groupings)		2023				2022			
		March	Year to Date	Time Standard	Year To Date Weighted Hours	March	Year to Date	Time Standard	Year To Date Weighted Hours
Violent Criminal Code	Sexual offence occurring prior to January 4, 1983	0	0		0.0	1	1	15.8	15.8
	Sexual Assault	1	3	15.8	47.4	0	2	15.8	31.6
	Invitation to Sexual Touching	0	0		0.0	1	3	15.8	47.4
	Non-Consensual Distribution of Intimate Images	0	0		0.0	1	1	15.8	15.8
	Assault With Weapon or Causing Bodily Harm-Level 2	1	4	15.8	63.2	0	1	15.8	15.8
	Assault-Level 1	6	18	15.8	284.4	3	9	15.8	142.2
	Discharge Firearm with Intent	0	2	15.8	31.6	0	0		0.0
	Extortion	0	0		0.0	1	2	15.8	31.6
	Criminal Harassment	1	3	15.8	47.4	2	4	15.8	63.2
	Indecent/Harassing Communications	0	1	15.8	15.8	0	1	15.8	15.8
	Utter Threats to Person	1	7	15.8	110.6	0	4	15.8	63.2
	Total	10	38	15.8	600.4	9	28	15.8	442.4
Property Crime Violations	Arson - Others	0	0		0.0	0	1	6.4	6.4
	Break & Enter	4	13	6.4	83.2	3	10	6.4	64.0
	Theft Over -master code	0	1	6.4	6.4	0	0		0.0
	Theft Over - Farm Equipment	0	0		0.0	0	1	6.4	6.4
	Theft Over - Trailers	1	2	6.4	12.8	0	0		0.0
	Theft Over - Other Theft	0	1	6.4	6.4	0	0		0.0
	Theft of - Mail	0	1	6.4	6.4	0	0		0.0
	Theft FROM Motor Vehicle Over \$5,000	0	0		0.0	0	1	6.4	6.4
	Theft of Motor Vehicle	1	4	6.4	25.6	1	7	6.4	44.8
	Theft of - Automobile	0	3	6.4	19.2	1	4	6.4	25.6
	Theft of - Trucks	0	1	6.4	6.4	0	2	6.4	12.8
	Theft of - All Terrain Vehicles	0	0		0.0	0	1	6.4	6.4
	Theft Under -master code	1	4	6.4	25.6	1	3	6.4	19.2
	Theft under - Farm Agricultural Produce	0	1	6.4	6.4	0	0		0.0
	Theft Under - Construction Site	0	0		0.0	1	1	6.4	6.4
	Theft under - Building	0	1	6.4	6.4	0	0		0.0
	Theft under - Persons	0	0		0.0	1	2	6.4	12.8
	Theft under - Trailers	0	1	6.4	6.4	0	0		0.0
	Theft under - Other Theft	2	8	6.4	51.2	2	13	6.4	83.2



Calls For Service (CFS) Billing Summary Report

Town of Lakeshore March - 2023

Billing Categories (Billing categories below do not match traditional crime groupings)		2023				2022			
		March	Year to Date	Time Standard	Year To Date Weighted Hours	March	Year to Date	Time Standard	Year To Date Weighted Hours
Property Crime Violations	Theft Under - Gasoline Drive-off	3	5	6.4	32.0	6	10	6.4	64.0
	Theft FROM Motor Vehicle Under \$5,000	4	8	6.4	51.2	4	13	6.4	83.2
	Theft Under \$5,000 [SHOPLIFTING]	5	9	6.4	57.6	5	17	6.4	108.8
	Possession of Stolen Goods over \$5,000	0	0		0.0	1	2	6.4	12.8
	Possession of Stolen Goods under \$5,000	0	0		0.0	0	1	6.4	6.4
	Fraud -Master code	0	3	6.4	19.2	0	1	6.4	6.4
	Fraud - Steal/Forge/Poss./Use Credit Card	0	0		0.0	0	1	6.4	6.4
	Fraud - False Pretence <= \$5,000	0	0		0.0	0	1	6.4	6.4
	Fraud - Forgery & Uttering	0	1	6.4	6.4	0	0		0.0
	Fraud - Fraud through mails	0	0		0.0	1	2	6.4	12.8
	Fraud -Money/property/ security > \$5,000	3	4	6.4	25.6	1	2	6.4	12.8
	Fraud -Money/property/ security <= \$5,000	3	13	6.4	83.2	4	12	6.4	76.8
	Fraud - Other	3	7	6.4	44.8	7	12	6.4	76.8
	Personation with Intent (fraud)	0	0		0.0	0	1	6.4	6.4
	Fraud - False Pretence > \$5,000	1	1	6.4	6.4	0	0		0.0
	Identity Fraud	1	1	6.4	6.4	1	1	6.4	6.4
	Mischief - master code	10	14	6.4	89.6	8	17	6.4	108.8
	Property Damage	2	5	6.4	32.0	1	7	6.4	44.8
	Total	44	112	6.4	716.8	49	146	6.4	934.4
Other Criminal Code Violations (Excluding traffic)	Offensive Weapons-Possession of Weapons	0	2	7.5	15.0	0	0		0.0
	Offensive Weapons-Restricted	0	1	7.5	7.5	0	0		0.0
	Bail Violations - Fail To Comply	1	3	7.5	22.5	0	1	7.5	7.5
	Bail Violations - Others	0	0		0.0	0	1	7.5	7.5
	Possession Of Counterfeit Money	0	1	7.5	7.5	0	0		0.0
	Counterfeit Money - Others	0	1	7.5	7.5	0	1	7.5	7.5
	Disturb the Peace	2	3	7.5	22.5	0	1	7.5	7.5
	Breach of Probation	0	1	7.5	7.5	0	1	7.5	7.5



Calls For Service (CFS) Billing Summary Report

Town of Lakeshore March - 2023

Billing Categories (Billing categories below do not match traditional crime groupings)		2023				2022			
		March	Year to Date	Time Standard	Year To Date Weighted Hours	March	Year to Date	Time Standard	Year To Date Weighted Hours
Other Criminal Code Violations (Excluding traffic)	Disobey court order/Misconduct executing process	1	1	7.5	7.5	0	0		0.0
	Public mischief - mislead peace officer	0	0		0.0	0	1	7.5	7.5
	Total	4	13	7.5	97.5	0	6	7.5	45.0
Drug Possession	Possession - Methamphetamine (Crystal Meth)	0	0		0.0	0	1	7.1	7.1
	Drug related occurrence	1	2	7.1	14.2	1	3	7.1	21.3
	Total	1	2	7.1	14.2	1	4	7.1	28.4
Statutes & Acts	Landlord/Tenant	3	15	3.4	51.0	2	11	3.4	37.4
	Mental Health Act	14	32	3.4	108.8	4	16	3.4	54.4
	Mental Health Act - No contact with Police	1	1	3.4	3.4	1	2	3.4	6.8
	Mental Health Act - Attempt Suicide	1	2	3.4	6.8	1	2	3.4	6.8
	Mental Health Act - Threat of Suicide	6	20	3.4	68.0	4	9	3.4	30.6
	Mental Health Act - Voluntary Transport	1	1	3.4	3.4	2	4	3.4	13.6
	Mental Health Act - Placed on Form	0	1	3.4	3.4	1	2	3.4	6.8
	Mental Health Act - Apprehension	1	4	3.4	13.6	4	13	3.4	44.2
	Custody Dispute	0	1	3.4	3.4	0	0		0.0
	Trespass To Property Act	3	7	3.4	23.8	6	18	3.4	61.2
	Total	30	84	3.4	285.6	25	77	3.4	261.8
Operational	Animal -Master code	0	2	3.8	7.6	0	0		0.0
	Animal Bite	1	1	3.8	3.8	1	1	3.8	3.8
	Animal Stray	0	3	3.8	11.4	0	1	3.8	3.8
	Animal Injured	4	8	3.8	30.4	2	3	3.8	11.4
	Animal - Other	0	2	3.8	7.6	0	1	3.8	3.8
	Animal - Dog Owners Liability Act	0	0		0.0	1	1	3.8	3.8
	Domestic Disturbance	13	35	3.8	133.0	19	48	3.8	182.4
	Suspicious Person	20	50	3.8	190.0	16	43	3.8	163.4
	Phone -Master code	0	2	3.8	7.6	0	0		0.0
	Phone -Nuisance - No Charges Laid	4	8	3.8	30.4	2	7	3.8	26.6
	Phone -Obscene - No Charges Laid	0	0		0.0	0	1	3.8	3.8
	Phone -Threatening - No Charges Laid	1	3	3.8	11.4	0	2	3.8	7.6



Calls For Service (CFS) Billing Summary Report

Town of Lakeshore March - 2023

Billing Categories (Billing categories below do not match traditional crime groupings)		2023				2022			
		March	Year to Date	Time Standard	Year To Date Weighted Hours	March	Year to Date	Time Standard	Year To Date Weighted Hours
Operational	Phone -Other - No Charges Laid	1	2	3.8	7.6	2	3	3.8	11.4
	Fire - Building	1	6	3.8	22.8	1	5	3.8	19.0
	Fire - Vehicle	0	0		0.0	1	2	3.8	7.6
	Fire - Other	0	0		0.0	0	1	3.8	3.8
	Insecure Condition -Master code	0	1	3.8	3.8	1	2	3.8	7.6
	Missing Person 12 & older	2	2	3.8	7.6	2	5	3.8	19.0
	Missing Person Located 12 & older	4	4	3.8	15.2	1	3	3.8	11.4
	Noise Complaint - Animal	0	0		0.0	1	2	3.8	7.6
	Accident - non-MVC - Master code	0	0		0.0	1	1	3.8	3.8
	Found Property -Master code	3	10	3.8	38.0	1	5	3.8	19.0
	Found - License Plate	0	0		0.0	1	3	3.8	11.4
	Found-Bicycles	0	1	3.8	3.8	0	0		0.0
	Found - Gun	0	0		0.0	0	1	3.8	3.8
	Found-Others	3	7	3.8	26.6	2	9	3.8	34.2
	Lost Property -Master code	3	4	3.8	15.2	4	7	3.8	26.6
	Lost License Plate	1	1	3.8	3.8	2	2	3.8	7.6
	Lost Disabled Parking Permit	0	0		0.0	1	1	3.8	3.8
	Lost-Personal Accessories	0	2	3.8	7.6	0	5	3.8	19.0
	Lost-Radio,TV,Sound-Reprod. Equip.	1	2	3.8	7.6	0	0		0.0
	Lost-Machinery & Tools	0	0		0.0	0	1	3.8	3.8
	Lost - Gun	0	2	3.8	7.6	0	0		0.0
	Lost-Others	0	3	3.8	11.4	0	4	3.8	15.2
	Sudden Death - Suicide	0	0		0.0	0	1	3.8	3.8
	Sudden Death - Natural Causes	1	6	3.8	22.8	1	8	3.8	30.4
	Sudden Death - Others	0	2	3.8	7.6	1	2	3.8	7.6
	Sudden Death - Apparent Overdose-Overdose	0	0		0.0	0	2	3.8	7.6
	Suspicious Vehicle	21	42	3.8	159.6	10	27	3.8	102.6
	Trouble with Youth	11	28	3.8	106.4	6	12	3.8	45.6
	Vehicle Recovered - Automobile	0	3	3.8	11.4	4	10	3.8	38.0
	Vehicle Recovered - Trucks	0	0		0.0	4	7	3.8	26.6
	Vehicle Recovered - All Terrain Veh	1	1	3.8	3.8	0	0		0.0



Calls For Service (CFS) Billing Summary Report

Town of Lakeshore March - 2023

Billing Categories (Billing categories below do not match traditional crime groupings)		2023				2022			
		March	Year to Date	Time Standard	Year To Date Weighted Hours	March	Year to Date	Time Standard	Year To Date Weighted Hours
Operational	Unwanted Persons	1	7	3.8	26.6	3	9	3.8	34.2
	Neighbour Dispute	10	28	3.8	106.4	8	16	3.8	60.8
	By-Law -Master code	1	2	3.8	7.6	0	2	3.8	7.6
	Noise By-Law	3	16	3.8	60.8	2	20	3.8	76.0
	Dogs By-Law	4	12	3.8	45.6	0	4	3.8	15.2
	Firearms (Discharge) By-Law	0	0		0.0	0	1	3.8	3.8
	Other Municipal By-Laws	5	6	3.8	22.8	3	11	3.8	41.8
	Traffic By-Law	2	6	3.8	22.8	4	18	3.8	68.4
	Taxi By-Law	0	0		0.0	1	1	3.8	3.8
	Assist Fire Department	0	1	3.8	3.8	0	0		0.0
	Assist Public	15	27	3.8	102.6	24	48	3.8	182.4
	Distressed/Overdue Motorist	1	1	3.8	3.8	1	1	3.8	3.8
	Family Dispute	9	30	3.8	114.0	5	40	3.8	152.0
	Protest - Demonstration	0	0		0.0	0	2	3.8	7.6
	Total	147	379	3.8	1,440.2	139	412	3.8	1,565.6
Operational2	False Alarm-Accidental Trip	0	3	1.4	4.2	0	0		0.0
	False Alarm-Malfunction	1	5	1.4	7.0	3	4	1.4	5.6
	False Holdup Alarm-Accidental Trip	0	4	1.4	5.6	1	9	1.4	12.6
	False Alarm -Others	24	71	1.4	99.4	31	89	1.4	124.6
	False Alarm -Cancelled	0	1	1.4	1.4	0	1	1.4	1.4
	Keep the Peace	15	31	1.4	43.4	6	18	1.4	25.2
	911 call / 911 hang up	6	22	1.4	30.8	8	19	1.4	26.6
	911 call - Dropped Cell	4	15	1.4	21.0	8	19	1.4	26.6
	Total	50	152	1.4	212.8	57	159	1.4	222.6
Traffic	MVC (MOTOR VEHICLE COLLISION) -Master code	0	3	3.7	11.1	1	2	3.7	7.4
	MVC - Personal Injury (MOTOR VEHICLE COLLISION)	2	9	3.7	33.3	4	15	3.7	55.5
	MVC - Prop. Dam. Non Reportable	9	22	3.7	81.4	6	27	3.7	99.9
	MVC - Prop. Dam. Reportable (MOTOR VEHICLE COLLISION)	18	60	3.7	222.0	25	85	3.7	314.5
	MVC - Prop. Dam. Failed to Remain (MOTOR VEHICLE COLLISION)	5	10	3.7	37.0	3	8	3.7	29.6
	MVC - Fatal (MOTOR VEHICLE COLLISION)	0	0		0.0	1	1	3.7	3.7
	MVC - Others (MOTOR VEHICLE COLLISION)	0	0		0.0	1	3	3.7	11.1



Calls For Service (CFS) Billing Summary Report

Town of Lakeshore March - 2023

Billing Categories (Billing categories below do not match traditional crime groupings)		2023				2022			
		March	Year to Date	Time Standard	Year To Date Weighted Hours	March	Year to Date	Time Standard	Year To Date Weighted Hours
Traffic	Road Rage	0	0		0.0	1	1	3.7	3.7
	Total	34	104	3.7	384.8	42	142	3.7	525.4
Total		320	884		3,752.3	322	974		4,025.6

Note to Detachment Commanders:

- The content of each report is to be shared by the Detachment Commander only with the municipality for which it was generated. The municipality may treat this as a public document and distribute it as they wish.
- All data is sourced from the Niche RMS application. Included are 'reported' occurrences (actuals and unfounded occurrences) for 'billable' occurrences ONLY. Data is refreshed on a weekly basis.
- The Traffic category includes motor vehicle collision (MVC) occurrences entered into Niche (UCR code 8521). MVCs are NOT sourced from the eCRS application for this report.
- Only the primary violation is counted within an occurrence.
- Time standards displayed are for the 2023 billing period.

Note to Municipalities:

- Data contained within this report is dynamic in nature and numbers will change over time as the Ontario Provincial Police continues to investigate and solve crime.
- This report is NOT to be used for crime trend analysis as not all occurrences are included.
- Data groupings within this report do not match traditional crime groupings seen in other public reports such as the OPP Police Services Board reports or Statistics Canada reporting.



Windsor & Essex County Crime Stoppers

Police Coordinator Report

March 1st – 31st, 2023

Overview

Crime Stoppers exists to provide a means for the public to pass along anonymous information that assists in solving crimes, recovering stolen property, seizing illegal drugs, and locating those for whom there is an outstanding warrant of arrest. Locally, the program is operated jointly as Windsor-Essex County Crime Stoppers and has the responsibility to receive and disseminate information to all law enforcement agencies within Essex County.

Program Education and Community Events

Chuck-A-Puck Event at Windsor Spitfires Game – March 15th

Crime Stoppers Presentation at Filipino Community Centre- March 22nd

Community Housing Corporation Health Fair- 2455 Rivard- March 27th

AM800

“Crime of the Week” report with AM800 radio recorded every Monday which airs every Tuesday morning and afternoon.

- March 6th – WPS – Cold Case Dee Dee Williamson and Xavier Rucker homicide
- March 13th – Grandparent Scam
- March 20th – WPS – Robbery with offensive weapon 7100 block Tecumseh Road East
- March 27th – LaSalle Police- Arson at 1077 Reaume Road

St. Clair College-Media Plex and Radio CJAM FM 99.1

- Recorded weekly – Crime of the Week.

CTV News

- Arson in 300 block of Giles Blvd East

Social Media

- Daily/Weekly Facebook, Twitter and Instagram posts

Crime Stoppers Upcoming Calendar

- Charity K9 Calendar for 2023/2024
- Raffle Calendar- selling \$20 each- Draw in June. More details to come.
- Community Housing Corporation Health Fair- 920 Ouellette Ave- April 3rd
- Crime Stoppers Presentation at St. Clair College- April 4th
- Point Pelee Southern Footprints Run- April 23rd
- Recycling Day at Devonshire Mall- April 29th
- Save the date- Crime Stoppers Golf Tournament August 24th

This statistical report is reflective of March 1st-31st, 2023.

Crime Stoppers tip information was distributed to the following agencies during this period.

Windsor Police Service

WPS - Amherstburg Detachment

Ontario Provincial Police

LaSalle Police Service

Ministry of Revenue and Finance

Windsor & Essex County Health Unit- Tobacco Enforcement

CBSA

ROPE

Windsor Police Criminal Intelligence Unit – Cannabis Enforcement

Attached documents include:

Police Coordinators Report

Monthly Statistical Report

Tip Summary Report

This Report was Prepared By:

Constable Lauren Brisco – WPS Police Coordinator

TOTAL POPULATION REPRESENTED – 398,718 (2019 CENSUS)

POPULATION (CITY) – 217,188

POPULATION (COUNTY) – 126,314

POPULATION (LASALLE) – 33,180

POPULATION (AMHERSTBURG) – 22,036

***SI on Statistical Report is “Since Inception” – 1985*

Statistic	Jan	Feb	Mar	Apr	May	Jun	Jul	Aug	Sep	Oct	Nov	Dec
Tips Received	175	166	152	0	0	0	0	0	0	0	0	0
Tip Follow-ups	138	100	100	0	0	0	0	0	0	0	0	0
Arrests	4	8	9	0	0	0	0	0	0	0	0	0
Cases Cleared	2	7	11	0	0	0	0	0	0	0	0	0
Charges Laid	18	24	26	0	0	0	0	0	0	0	0	0
Fugitives	0	0	0	0	0	0	0	0	0	0	0	0
Administrative Discipline	0	0	0	0	0	0	0	0	0	0	0	0
# of Rewards Approved	1	6	8	0	0	0	0	0	0	0	0	0
Rewards Approved	\$750	\$2,700	\$3,400	\$0	\$0	\$0	\$0	\$0	\$0	\$0	\$0	\$0
# of Rewards Paid	0	3	4	0	0	0	0	0	0	0	0	0
Rewards Paid	\$0	\$1,100	\$2,700	\$0	\$0	\$0	\$0	\$0	\$0	\$0	\$0	\$0
# of Weapons Recovered	0	3	5	0	0	0	0	0	0	0	0	0
# of Vehicles Recovered	0	1	0	0	0	0	0	0	0	0	0	0
Property Recovered	\$0	\$38,750	\$3,500	\$0	\$0	\$0	\$0	\$0	\$0	\$0	\$0	\$0
Cash Recovered	\$910	\$13,021	\$350	\$0	\$0	\$0	\$0	\$0	\$0	\$0	\$0	\$0
Drugs Seized	\$49,250	\$62,300	\$72,230	\$0	\$0	\$0	\$0	\$0	\$0	\$0	\$0	\$0
Total Recovered	\$50,160	\$114,071	\$76,080	\$0	\$0	\$0	\$0	\$0	\$0	\$0	\$0	\$0

Statistic	Q1	Q2	Q3	Q4	YTD	SI
Tips Received	493	0	0	0	493	60,425
Tip Follow-ups	338	0	0	0	338	20,515
Calls Received	0	0	0	0	0	3,138
Arrests	21	0	0	0	21	7,079
Cases Cleared	20	0	0	0	20	10,418
Charges Laid	68	0	0	0	68	10,243
Fugitives	0	0	0	0	0	625
Administrative Discipline	0	0	0	0	0	3
# of Rewards Approved	15	0	0	0	15	1,872
Rewards Approved	\$6,850	\$0	\$0	\$0	\$6,850	\$1,263,935
# of Rewards Paid	7	0	0	0	7	968
Rewards Paid	\$3,800	\$0	\$0	\$0	\$3,800	\$832,702
# of Weapons Recovered	8	0	0	0	8	553
# of Vehicles Recovered	1	0	0	0	1	33
Property Recovered	\$42,250	\$0	\$0	\$0	\$42,250	\$13,474,173
Cash Recovered	\$14,281	\$0	\$0	\$0	\$14,281	\$604,449
Drugs Seized	\$183,780	\$0	\$0	\$0	\$183,780	\$119,513,368
Total Recovered	\$240,311	\$0	\$0	\$0	\$240,311	\$133,591,990

Windsor - Essex County Crime Stoppers Tip Summary Report

Created Date: 2023/03/01 to 2023/03/31

Offense Type	Count
Animal Cruelty	1
Arson	3
Assault	3
Attempt Murder	0
Breach of Condition	0
Break and Enter	3
By Law	1
Child Abuse	0
COVID-19	0
Cybercrime	0
Disqualified Driving	3
Drugs	29
Elder Abuse	0
Fraud	21
Highway Traffic Act	2
Hit and Run / Fail to Remain	2
Homicide	3
Human Smuggling	0
Human Trafficking	0
Illegal Cigarettes	0
Immigration	2

Impaired Driver	2
Indecent Act	0
Liquor (sales to minors, sales without licence)	0
Mischief	0
Missing Person	5
Motor Vehicle Collision	0
Possession of Stolen Property	0
Prostitution/Morality	0
Repeat Impaired Driver	0
Robbery	6
Sexual Assault	1
Stolen Vehicle	2
Suspended Driver	2
Suspicious Activity	6
Terrorism	2
Test Tip	0
Theft	28
Threats	0
Warrant	1
Weapons	4
<i>Other</i>	17
<i>Unknown</i>	5
Total	154

MARCH 2023

Police Services Board Monthly Overview



Disclaimer: No part of this document is to be reproduced or distributed without the expressed written permission of the Ontario Provincial Police. This document has been prepared on internally developed data sources. All data is a snapshot in time and may differ from other recorded sources.



TABLE OF CONTENTS

Detachment Focus and Priorities	2
Top Calls for Service	3-4
Calls for Service Comparison	5
Violent Crime	6
Property Crime	7
Motor Vehicle Collisions.....	8
Impaired / Exceed Offences.....	8
Driver's License Suspensions	8
Criminal Code Charges	9
Drug Offences.....	9
Provincial Offences & Traffic Stops.....	10
Mental Health Response Unit	11
911 Misdiagnosis	12
False Alarms	12
R.I.D.E.	12
Foot Patrol Hours	12
Auxiliary Service	12
Notable Investigations	13

Prepared by:

P. Brockman #12632
Essex County Detachment
Ontario Provincial Police
Pauline.Brockman@opp.ca



Detachment Focus and Priorities

The OPP's action planning process ensures compliance with the Adequacy and Effectiveness of Police Services Regulation (Adequacy Standards) filed as O. Reg. 3/99 in 1999.

Through assessment, analysis and consultation, the following areas of focus were identified for the next three years (2020 – 2022) in Essex County:

Crime:

- Reduce victimization from instances of sexual violence
- Address & prevent property crime
- Address & prevent illicit drug crime
- Support victims of domestic abuse
- Address the proliferation of illegal grow operations

Traffic:

- Year-round focus on causal factors of motor vehicle collisions with a focus on (Big 4) Aggressive Driving, Impaired Driving, Distracted Driving and Use of Seatbelts
- Marine enforcement and security on local waterways
- Streamline collision reporting

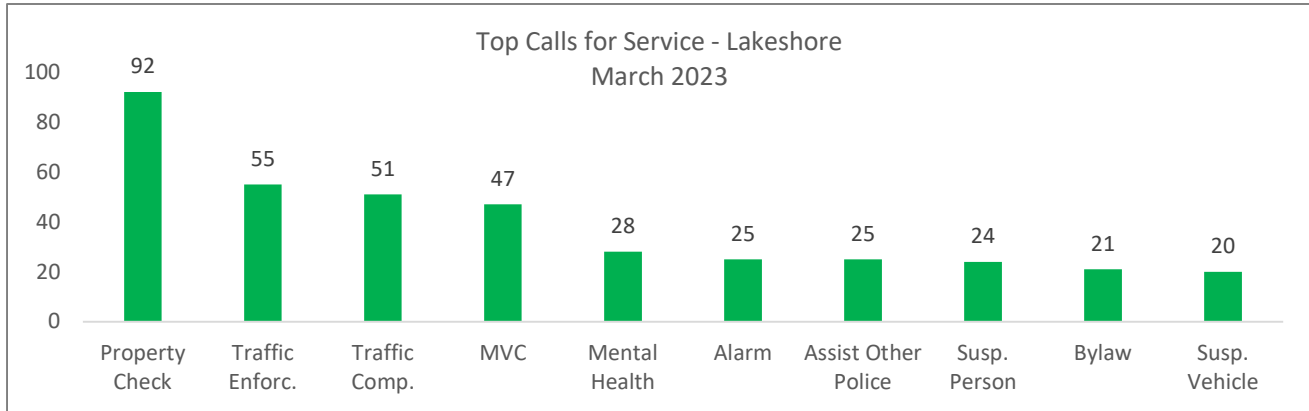
Other Policing Priorities:

- Develop transfer of care protocols with healthcare facilities
- Identify co-response solutions for non-police-related demands for service

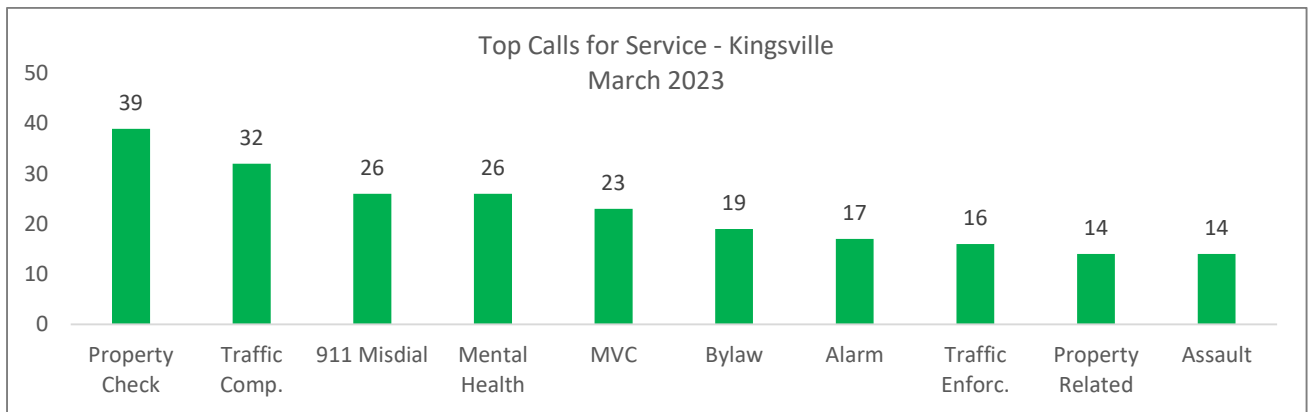


Top Calls for Service ¹

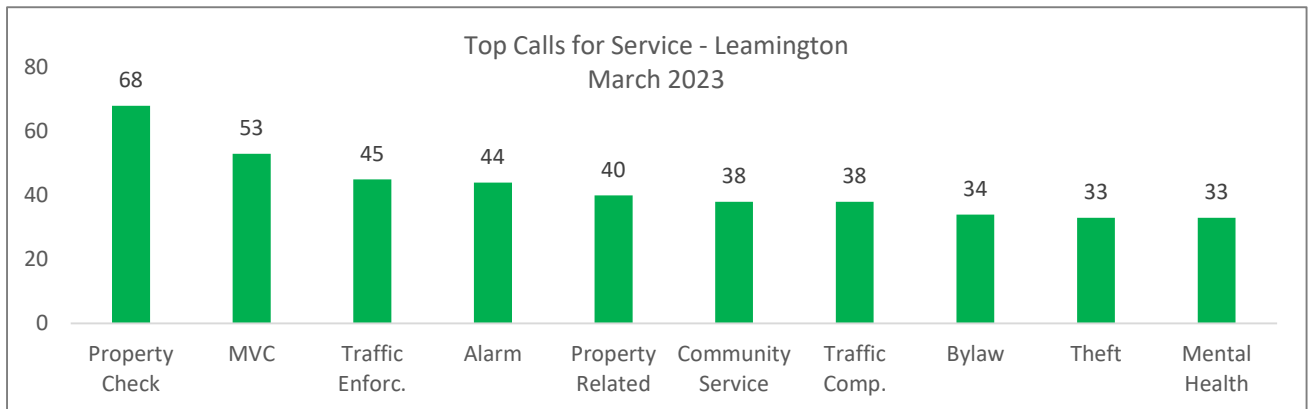
Lakeshore



Kingsville



Leamington

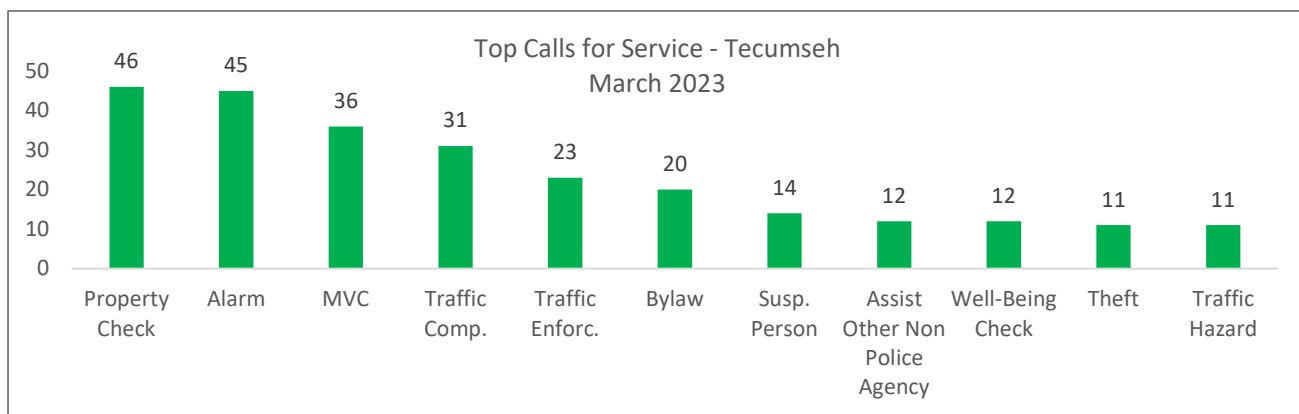


¹ Data Derived from Niche 09Apr2023 Occurrence Type by Duty Icon

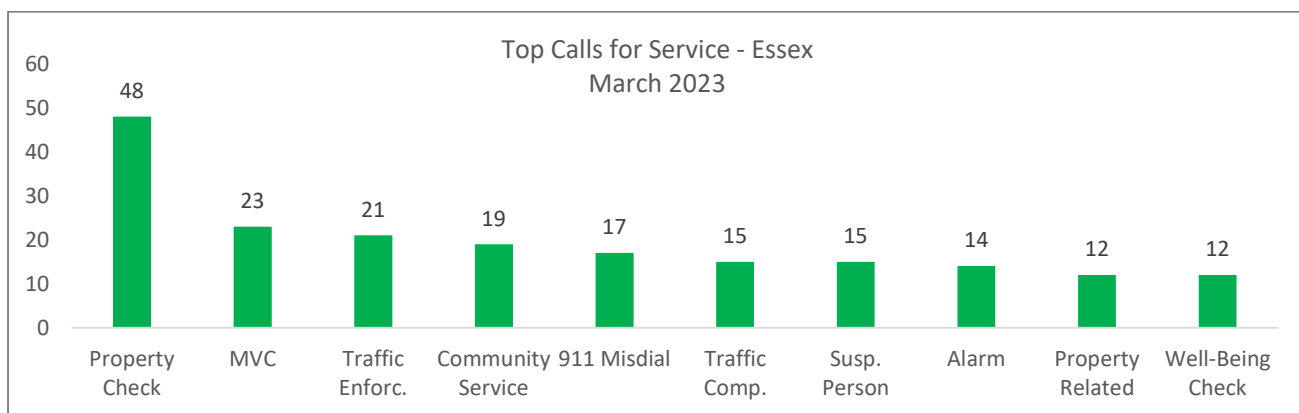


Top Calls for Service²


Tecumseh



Essex



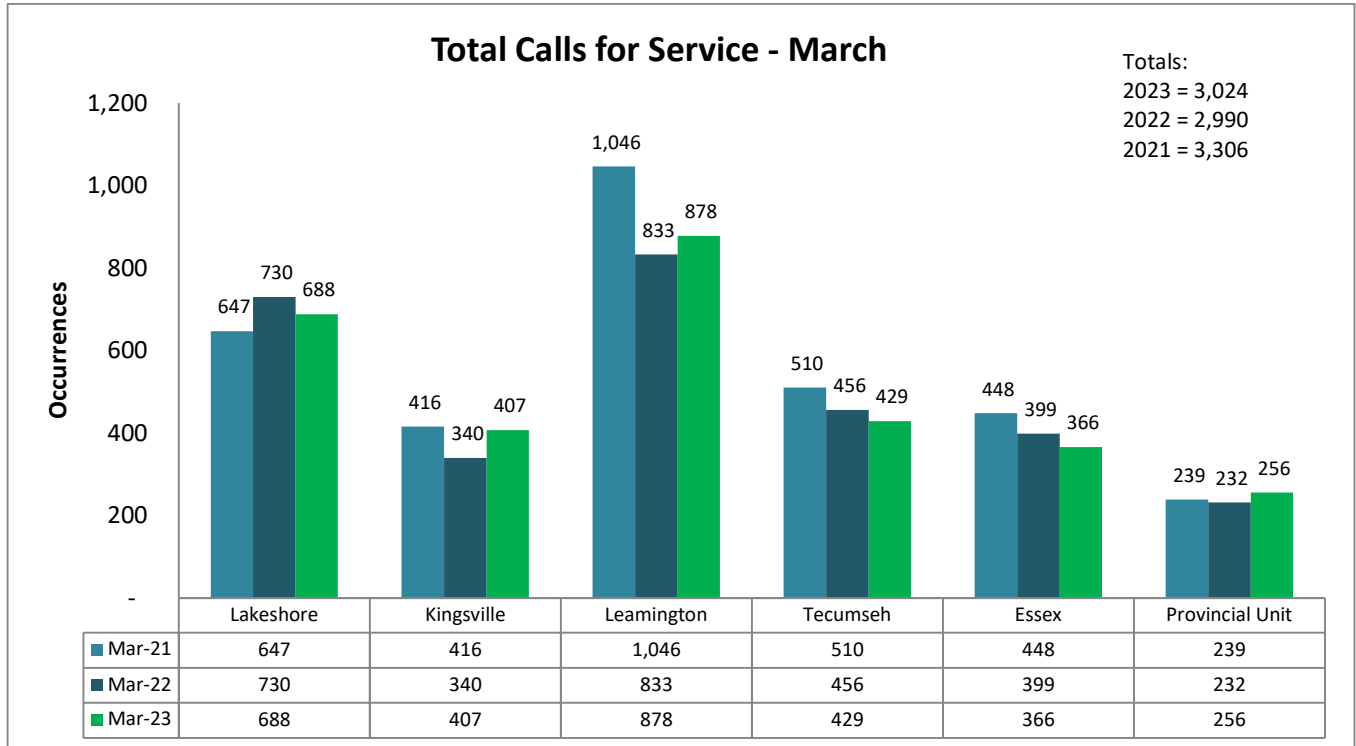
Provincial Units



² Data Derived from Niche 09Apr2023 Occurrence Type by Duty Icon



Calls for Service³

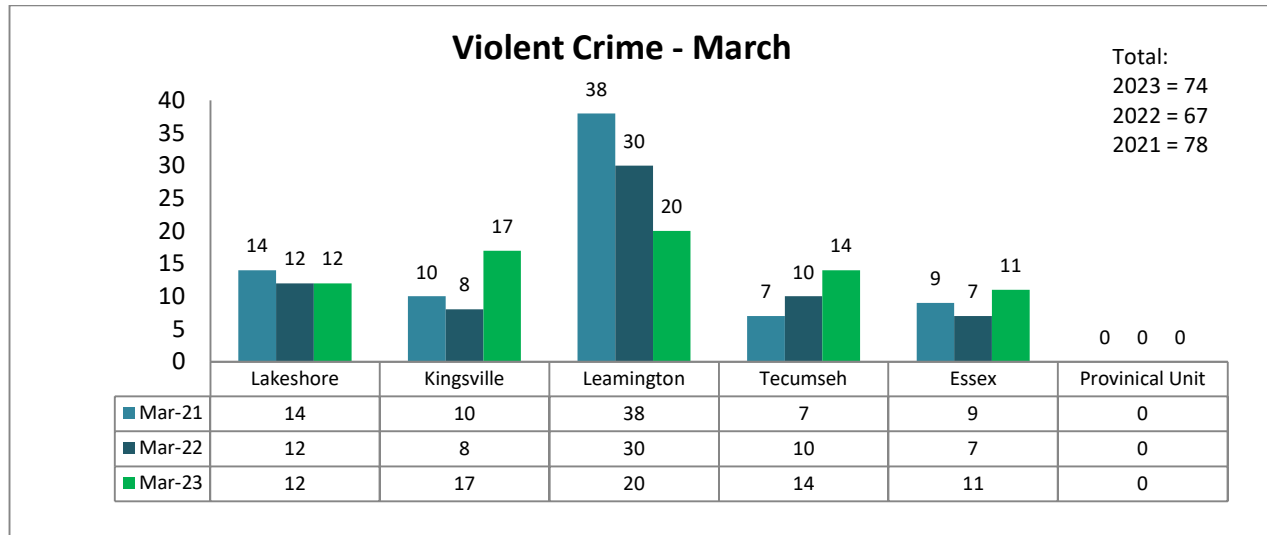


- An **1.1% increase** in Calls for Service March 2023 compared to March 2022
- Year-to-date, an **7.7% increase** in Calls for Service in 2023 (9,054) compared to 2022 (8,409).

³ Data Derived from Niche RMS 09Apr2023 by Duty Icon

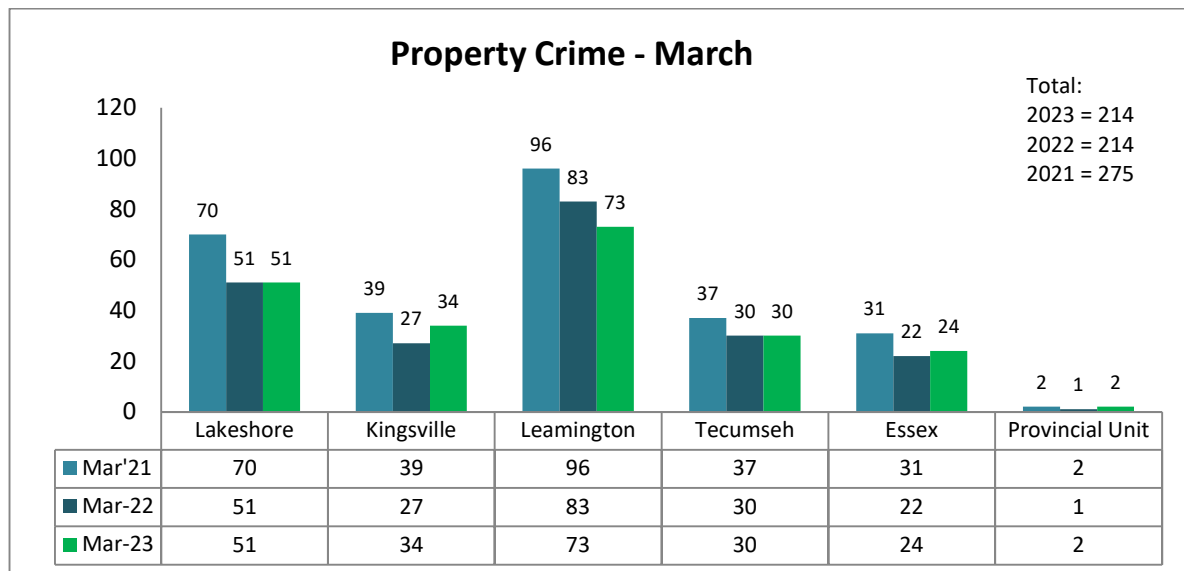


Violent Crime⁴



- A 10.4% increase in Violent Crime in March 2023 compared to March 2022. **Clearance Rate = 76.1%**
- Year-to-date a 5.3% increase in Violent Crime in 2023 (219 incidents) compared to 2022 (208 incidents)

Property Crime⁵



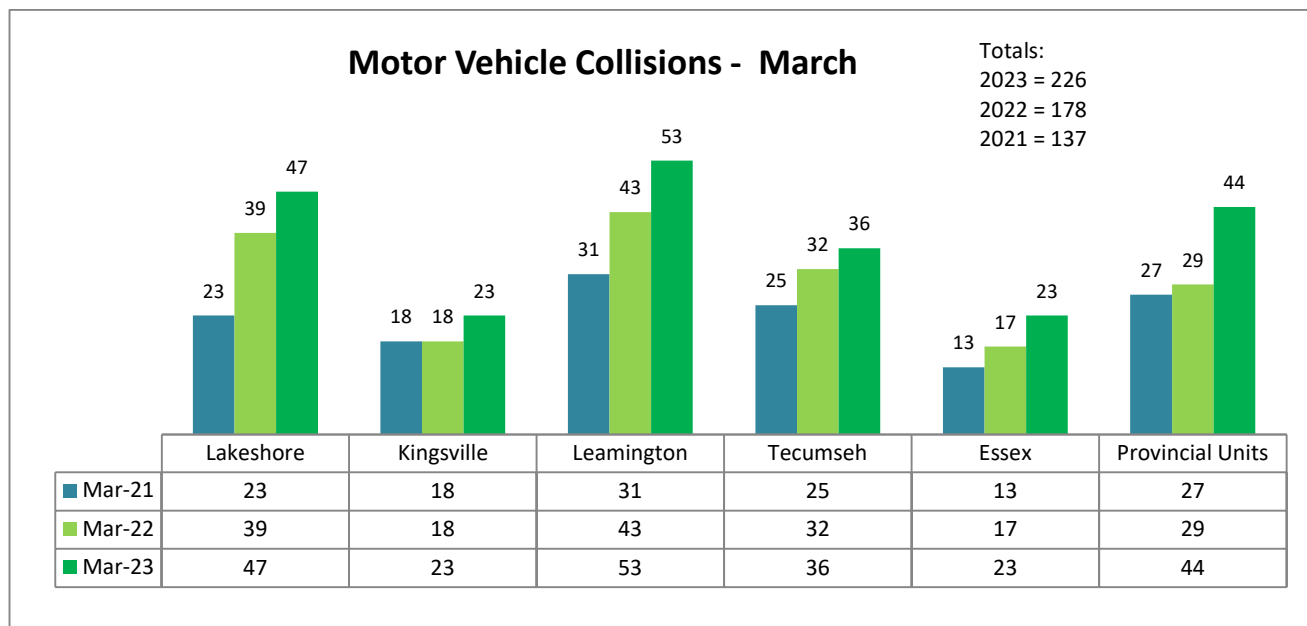
- Overall Property Crime is the same in March 2023 compared to March 2022. **Clearance Rate = 16.4%**
- Year-to-date a 10.7% decrease in Property Crime in 2023 (565 incidents) compared to 2022 (633 incidents)

⁴ Data Derived from the BI Cube RMS 09Apr2023 Violent Crime.

⁵ Data Derived from the BI Cube RMS 09Apr2023 Property Crime



Motor Vehicle Collisions⁶



- A **27.0% increase** in MVCs March 2023 compared to March 2022
- 54 collisions (23.9%) were diverted to the Collision Reporting Centre in March 2023
- Year-to-date a 0.2% decrease in MVCs in 2023 (632 collisions) compared to 2022 (633 collisions)

MVC Fatalities⁷

Year	Details	Annual Data
2020		10 collisions resulted in 10 deaths
2021		8 collisions resulted in 11 deaths
2022		9 collisions resulted in 14 deaths:
2023	A 19 yr. old male died after his vehicle entered the water at Cedar Beach Marina in late February and sunk. The incident has since been classified as a fatal MVC.	2 collisions resulting in 3 deaths.

⁶ Data Derived from the RMS 09Apr2023 Dispatch Occurrence Type MVC

⁷ Data Derived from eCRS 09Apr2023 Fatal Injury

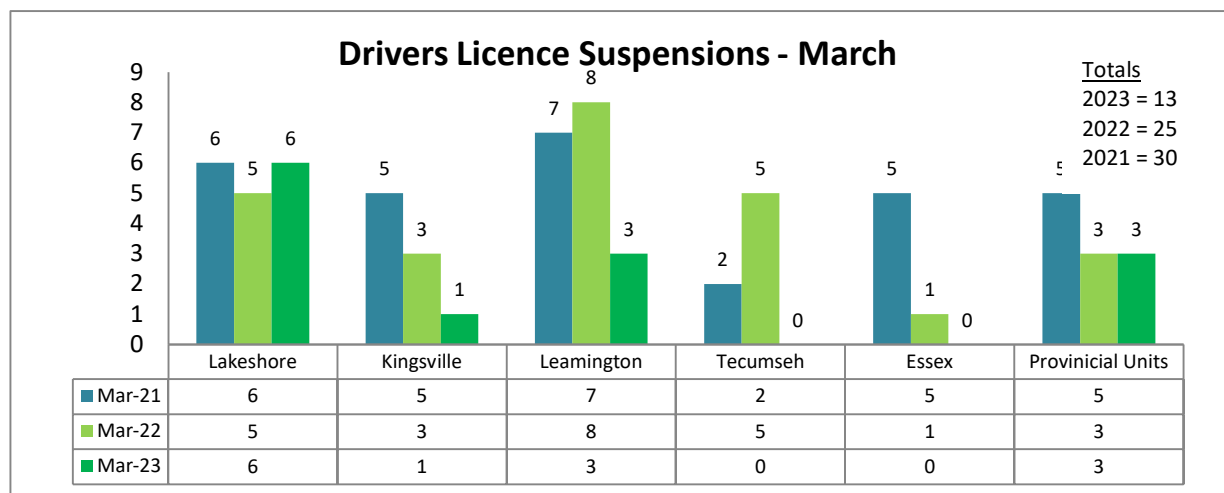
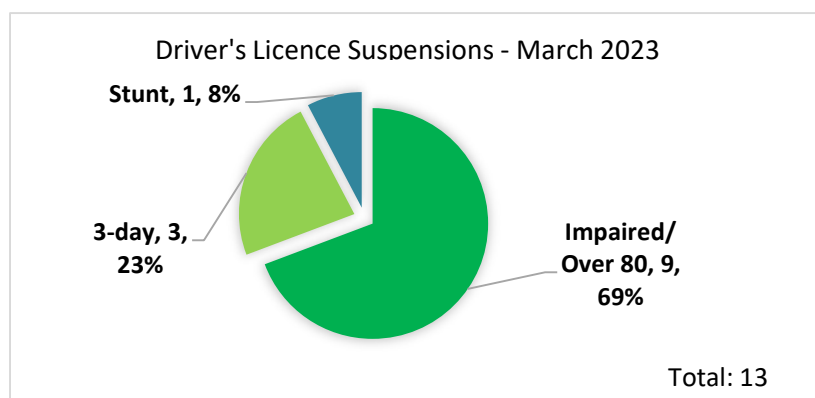


Impaired & Exceed Offences⁸

Location	Mar-21	Mar-22	Mar-23
Lakeshore	3	2	4
Kingsville	1	2	1
Leamington	3	6	2
Tecumseh	1	2	0
Essex	4	1	0
Provincial	0	1	2
	12	14	9

- An **35.7% decrease** in Impaired/Over 80 offences in March 2023 compared to March 2022.
- Year-to-date a 30.0% increase in Impaired/Exceed Offences in 2023 (39 incidents) compared to 2022 (30 incidents)

Administrative Drivers Licence Suspensions (ADLS)⁹



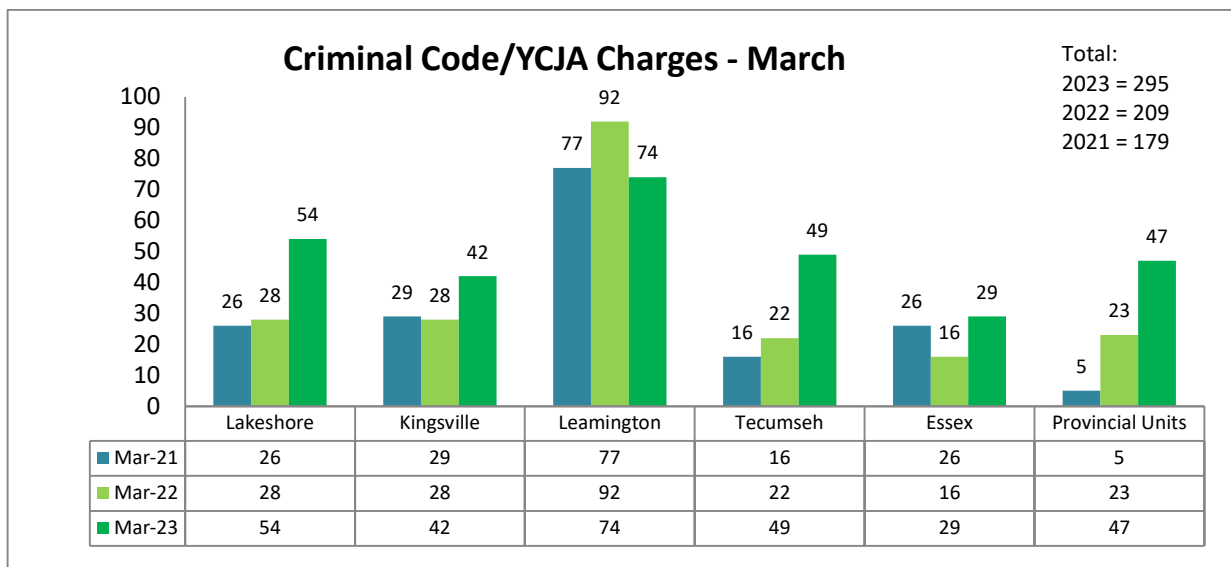
- A **48% decrease** in ADLS suspensions in March 2023 compared to March 2022
- Year-to-date a 12.7% decrease in ADLS suspensions in 2023 (62 incidents) compared to 2022 (71 incidents)

⁸ Data Derived from the RMS 09Apr2023 Alcohol (UCR 9210, 9220, 9230, 9240, 9250, 9925)

⁹ Data Derived from Niche RMS 09Apr2023 Suspensions (UCR 8881.001, 002, 004, 006, 0011) - 3/7/30-day warn range, 7-day Stunt



Criminal Code Charges¹⁰



- A **41.1% increase** in Criminal Code charges in March 2023 compared to March 2022
- Year-to-date an 21.5% increase in Criminal Code charges in 2023 (746) compared to 2022 (614)

Drug Offences¹¹

	March 2022			March 2023		
	Cannabis Control Act (Provincial)	CDSA	Cannabis Act (Federal)	Cannabis Control Act (Provincial)	CDSA	Cannabis Act (Federal)
Lakeshore	2	0	6	3	0	0
Kingsville	0	0	10	0	10	0
Leamington	4	5	12	0	1	0
Tecumseh	2	0	0	0	0	0
Essex	0	0	0	1	1	0
Provincial Units	2	0	0	1	0	0
Total Charges	10	5	28	5	12	0
	43			17		

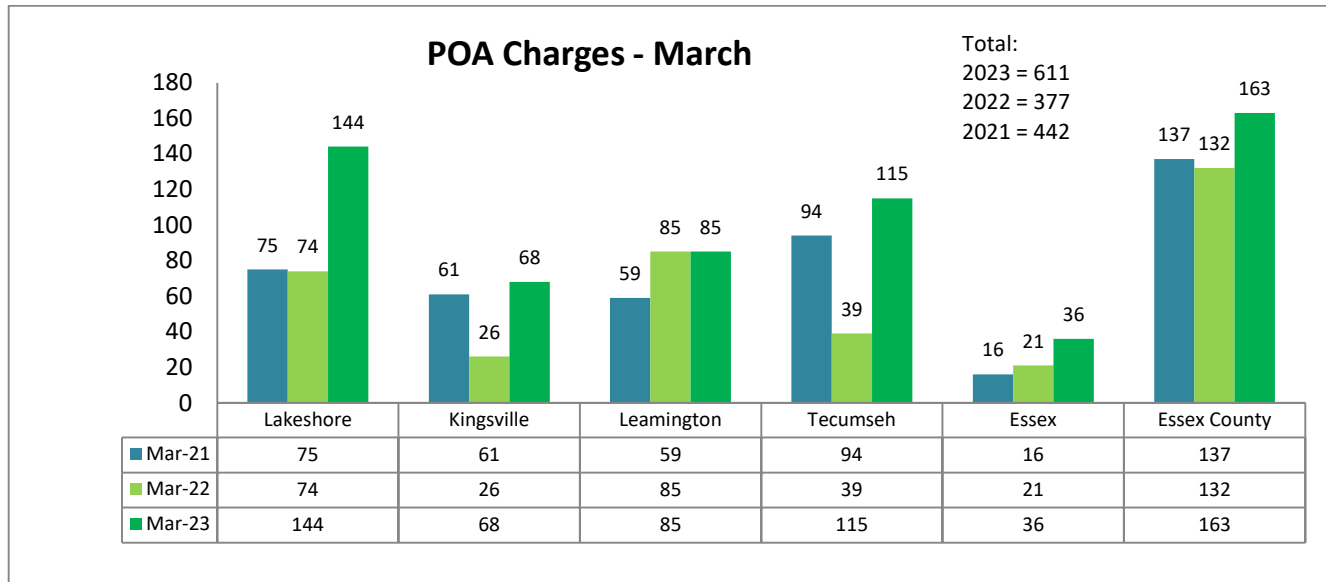
- A **60.5% decrease** in Drug Offences in March 2023 compared to March 2022
- Year-to-date an 24.6% decrease in Drug Offences in 2023 (43 incidents) compared to 2022 (57 incidents)
- A 28 yr. male was arrested and charged with Trafficking x3, Possess Ammunition x2, Fail to Comply x4, Careless Storage of Firearm x2, and Unauthorized Possession of a Firearm following a search warrant on his Pearl St, Kingsville residence. The male's surety, a 51 yr. old male was additionally charged with 6 offences related to the firearms, ammunition and cocaine. More than \$49,000 worth of fentanyl, methamphetamine and cocaine was seized along with a shotgun and replica handgun. K9 Maximus was responsible for locating a large quantity of methamphetamine in a wall.

¹⁰ Data Derived from Niche – Saved Search – Charge by Date 09Apr2023

¹¹ Data Derived from Niche – Saved Search Drug Offences 09Apr2023

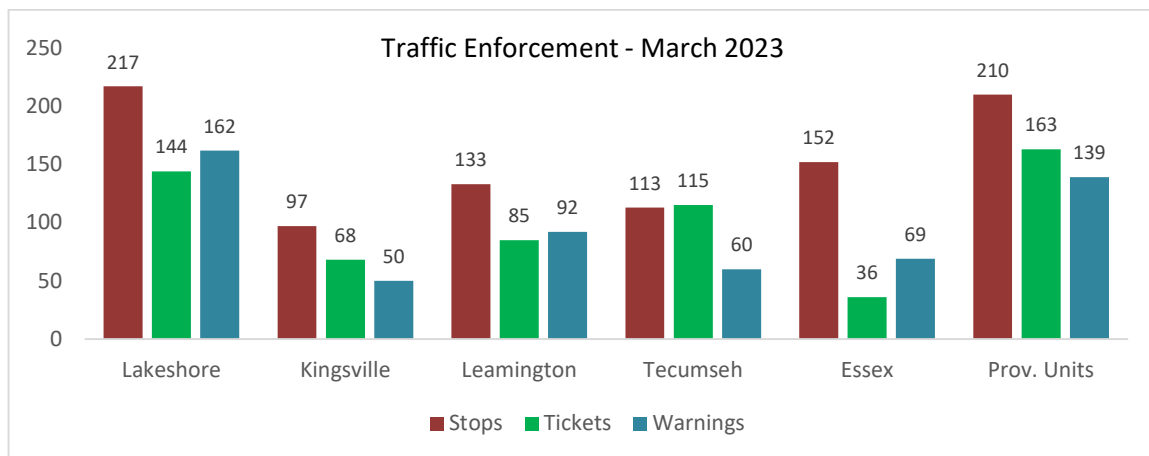


Provincial Offences¹²



- A **62.1% increase** in Provincial Offences in March 2023 compared to March 2022
- An average of **19.7 tickets/day in March 2023** compared to 12.2 tickets/day in March 2022
- Year-to-date, a 16.3% increase in Provincial Offences in 2023 (1,613) compared to 2022 (1,387)

Traffic Enforcement¹³



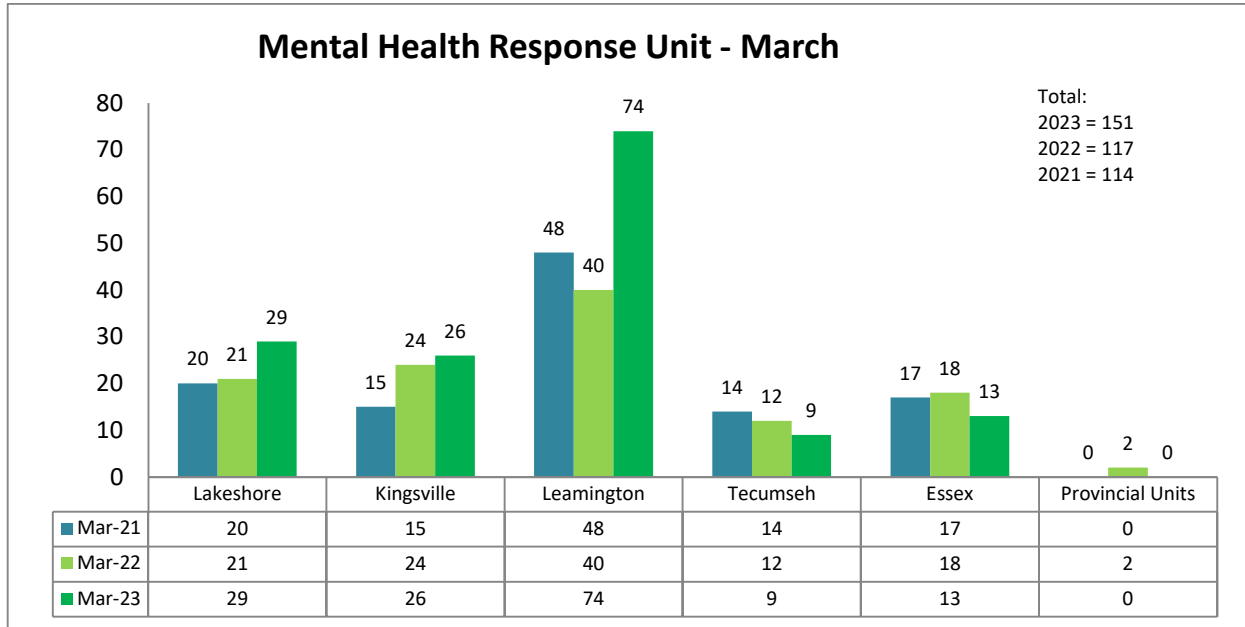
- An average of **29.7 recorded vehicle stops per day** (922 stops) in March 2023 compared to the 2022 average of 18.7 stops/day.

¹² Data Derived from Niche RMS and Historical Local Records 09Apr2023

¹³ Data Derived from Business Intelligence – CAD data 09Apr2023



MHRU Calls for Service¹⁴



- A **29.1% increase** in MHRU calls in March 2023 compared to March 2022
- Youth Crisis Response Team (YMCRT) responded to **24 calls** in March 2023 and 65 calls year-to-date.
- Year-to-date an 8.1% increase in MHRU calls in 2023 (385) compared to 2022 (356)

¹⁴ Data Derived from Niche 09Apr2023 Officer/Unit: 6E00MCRT



911 Misdial/Hang-up¹⁵

MARCH	Lakeshore	Kingsville	Leamington	Tecumseh	Essex	Provincial Unit	TOTAL
2023	10	26	32	9	17	1	95

- An **43.9% increase** in 911 Misdial calls in March 2023 compared to March 2022 (66 Misdials)
- An average of **3.1 Misdials per day** in March 2023 compared to an average of 2.6 misdial calls in 2022.

False Alarm¹⁶

MARCH	Lakeshore	Kingsville	Leamington	Tecumseh	Essex	Provincial Unit	TOTAL
2023	25	17	44	45	14	0	145

- An **17.1% decrease** in False Alarms in March 2023 compared to March 2022 (175 Alarms)
- An average of **4.7 Alarms per day** in March 2023 compared to an average of 5.3 Alarms per day in 2022.

R.I.D.E.¹⁷

MARCH	Lakeshore	Kingsville	Leamington	Tecumseh	Essex	Provincial Unit	TOTAL
2023	12	2	13	5	6	0	38

Foot Patrol Hours¹⁸

MARCH	Lakeshore	Kingsville	Leamington	Tecumseh	Essex	Provincial Unit	TOTAL
2022	21	100	76	101	63	0	361

Auxiliary Service Hours¹⁹

MARCH	Lakeshore	Kingsville	Leamington	Tecumseh	Essex	Provincial Unit	TOTAL
2023	0	18	28	4	12	91	153

¹⁵ Data Derived from Niche RMS by Occurrence Type 09Apr2023

¹⁶ Data Derived from Niche RMS by Occurrence Type 09Apr2023

¹⁷ Data Derived from Niche RMS Occurrence Type 09Apr2023

¹⁸ Data Derived from DAR 09Apr2023

¹⁹ Data Derived from DAR 09Apr2023



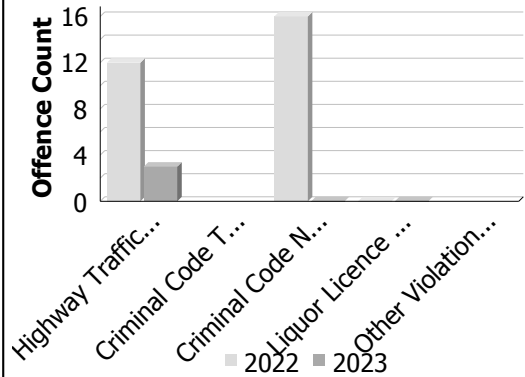
Notable Investigations

Lakeshore	Four males have been additionally charged with Possess Property Obtained by Crime x4 following a February 2023 notable investigation in which the occupants connected to a vehicle in the ditch in North Woodslee were found to be in possession of stolen property from a variety of events in Lakeshore and Leamington.
Kingsville	A 55 yr. old male has been charged with Manslaughter and Trafficking in a Schedule I Substance after a CSCU/Major Crime investigation following the overdose death of a 34 yr. old male in March 2022.
Leamington	A 34 yr. old male from Toronto is currently wanted for Fraud Under x4 related to a Kijiji scam in August 2022 involving a fake residence for rent.
	At about 2:30 am on a Wednesday night, officers responded to the report of a stolen vehicle while the occupants were at a local bar. Officers on patrol located that vehicle parked on a different street and advised the owner and her friend to take a cab home. A short time later officers observed the same vehicle gone from its parking space. The vehicle was located, and the 24 yr. old male driver arrested for Impaired Operation and Driving while Prohibited. Following breath testing, the male was additionally charged with Drive Motor Vehicle more than 80 mg alcohol/100 mL blood. The vehicle was impounded for 45 days.
Tecumseh	Multiple officers, including OPP patrol and ERT and WPS ESU and POP, responded to a Weapons call involving a female who had leveled a shotgun at WPS officers following up on a Missing Person report. During the standoff, the female returned outside with a knife and shotgun while making suicidal comments. The female eventually dropped the weapons after verbal commands and was apprehended with assistance of WPS K9. The 32 yr. old female was charged with Possession of a Weapon for a Dangerous Purpose, Pointing a Firearm, Unauthorized Possession of a Firearm and transported to hospital.
	In December 2022, officers responded to an Airbnb for the report of a female being drugged and held against her will. Two 27 yr. old males were charged with Assault, Trafficking in Persons, and other offences. As a result of ongoing CIB Human Trafficking and Fraud investigations, a warrant has been issued for a 22 yr. old female related to Obstruct, Possession of Proceeds, Sexual Assault, Traffick in Persons, Material Benefit Resulting from Trafficking in Persons, Material Benefit from Sexual Services, Possession of Forged Document, Identity Theft and Possession of Forged Document. One of the males has also additionally been charged with Assault Cause Bodily Harm, Sexual Assault, Material Benefit resulting from Trafficking Persons, Withholding or Destroying Documents, Material Benefit from Sexual Services, Procuring, Advertising Sexual Services, and Proceeds of Property. That male remains in custody.
Essex	Officers responded to a call from a surety advising the 39 yr. old male in which he was responsible, had taken off while the pair were sleeping in his car. The male had been bound by conditions not to be outside his residence unless in the company of the surety. While officers were investigating, another caller reported his vehicle stolen and crashed. Officers patrolling the area of the collision located the same male a walking a distance away. The male was arrested and found in possession of brass knuckles, the vehicle key fob and suspected cocaine. As a result, the male was additionally charged with Theft of a Motor Vehicle, Possess Property Obtained by Crime, Unauthorized Possession of a Weapon, Possession of a Schedule I Substance and Fail to Comply with Release Order x4.

Police Services Board Report for Lakeshore
Integrated Court Offence Network
February - 2023

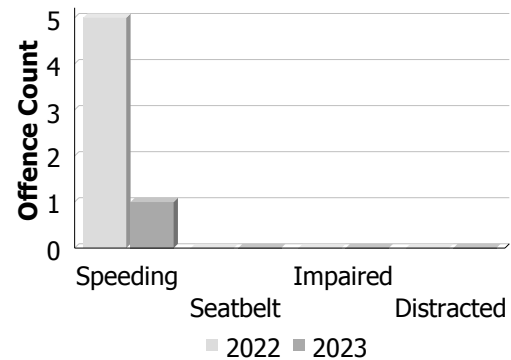
Criminal Code and Provincial Statute Charges Laid

Offence Count	February			Year to Date - February		
	2022	2023	% Change	2022	2023	% Change
Highway Traffic Act	12	3	-75.0%	41	6	-85.4%
Criminal Code Traffic	--	--	--	--	--	--
CCC Non-Traffic	--	--	--	--	--	--
Liquor Licence Act	0	0	--	2	0	-100.0%
Other Violations	--	--	--	--	--	--



Traffic Related Charges

Offence Count	February			Year to Date - February		
	2022	2023	% Change	2022	2023	% Change
Speeding	5	1	-80.0%	18	1	-94.4%
Seatbelt	0	0	--	0	0	--
Impaired	0	0	--	0	0	--
Distracted	0	0	--	0	0	--



Integrated Court Offence Network data is updated on a monthly basis: Data could be as much as a month and a half behind.

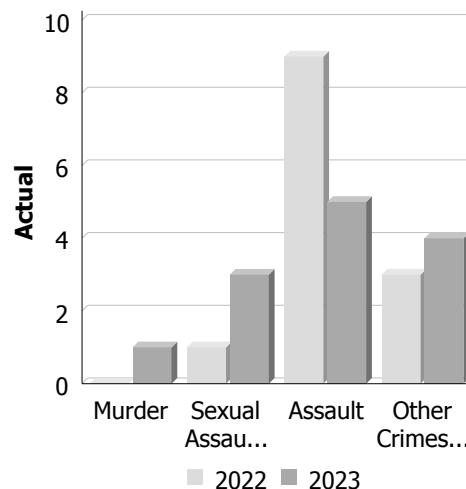
Data Utilized

- Ministry of Attorney General, Integrated Court Offence Network
- Integrated Court Offence Network Charge Business Intelligence Cube

**Police Services Board Report for Lakeshore
Records Management System
April - 2023**

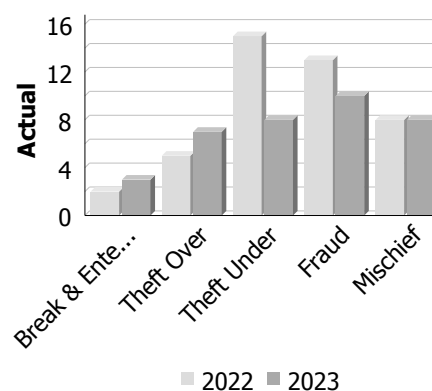
Violent Crime

Actual	April			Year to Date - April		
	2022	2023	% Change	2022	2023	% Change
Murder	0	1	--	0	1	--
Other Offences Causing Death	0	0	--	0	0	--
Attempted Murder	0	0	--	0	0	--
Sexual Assault	1	3	200.0%	6	5	-16.7%
Assault	9	5	-44.4%	19	26	36.8%
Abduction	0	0	--	0	0	--
Robbery	0	0	--	0	0	--
Other Crimes Against a Person	3	4	33.3%	13	14	7.7%
Total	13	13	0.0%	38	46	21.1%



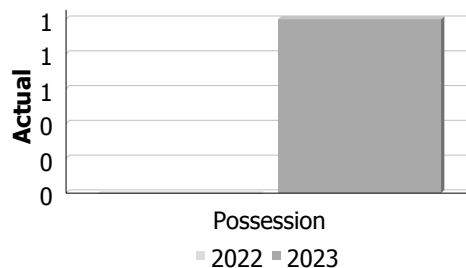
Property Crime

Actual	April			Year to Date - April		
	2022	2023	% Change	2022	2023	% Change
Arson	0	0	--	1	0	-100.0%
Break & Enter	2	3	50.0%	10	15	50.0%
Theft Over	5	7	40.0%	19	16	-15.8%
Theft Under	15	8	-46.7%	67	47	-29.9%
Have Stolen Goods	0	0	--	3	0	-100.0%
Fraud	13	10	-23.1%	45	41	-8.9%
Mischief	8	8	0.0%	27	22	-18.5%
Total	43	36	-16.3%	172	141	-18.0%



Drug Crime

Actual	April			Year to Date - April		
	2022	2023	% Change	2022	2023	% Change
Possession	0	1	--	1	1	0.0%
Trafficking	0	0	--	0	0	--
Importation and Production	0	0	--	0	0	--
Total	0	1	--	1	1	0.0%



Clearance Rate

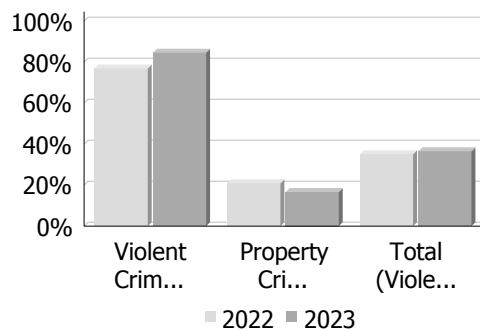
Detachment: 6E - ESSEX COUNTY
Location code(s): 6E20 - LAKESHORE
Data source date: 2023/05/06

Report Generated by:
 Pharand, Lise

Report Generated on:
 May 8, 2023 3:02:41 PM
 PP-CSC-Operational Planning-4300

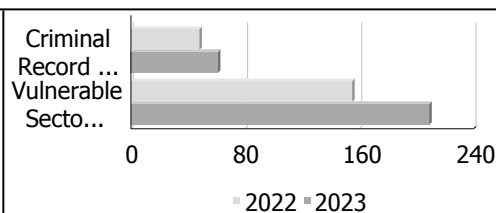
**Police Services Board Report for Lakeshore
Records Management System
April - 2023**

Clearance Rate	April			Year to Date - April		
	2022	2023	Difference	2022	2023	Difference
Violent Crime	76.9%	84.6%	7.7%	65.8%	67.4%	1.6%
Property Crime	20.9%	16.7%	-4.3%	18.6%	9.2%	-9.4%
Drug Crime	--	0.0%	--	100.0%	0.0%	-100.0%
Total (Violent, Property & Drug)	35.1%	36.5%	1.4%	30.1%	28.0%	-2.1%



Criminal Record and Vulnerable Sector Screening Checks

Actual	April			Year to Date - April		
	2022	2023	% Change	2022	2023	% Change
Criminal Record Checks	48	61	27.1%	143	252	76.2%
Vulnerable Sector Screening Checks	155	209	34.8%	460	689	49.8%



Data contained within this report is dynamic in nature and numbers will change over time as the Ontario Provincial Police continue to investigate and solve crime.

Data Utilized

- Major Crimes
- Niche RMS All Offence Level Business Intelligence Cube

Detachment: 6E - ESSEX COUNTY
Location code(s): 6E20 - LAKESHORE

Data source date:
2023/05/06

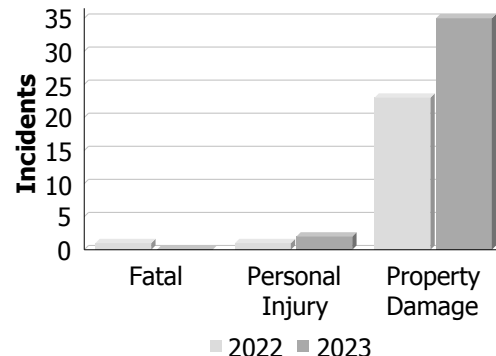
Report Generated by:
Pharand, Lise

Report Generated on:
May 8, 2023 3:02:41 PM
PP-CSC-Operational Planning-4300

Police Services Board Report for Lakeshore
Collision Reporting System
April - 2023

Motor Vehicle Collisions by Type

Incidents	April			Year to Date - April		
	2022	2023	% Change	2022	2023	% Change
Fatal	1	0	-100.0%	2	0	-100.0%
Personal Injury	1	2	100.0%	15	12	-20.0%
Property Damage	23	35	52.2%	98	131	33.7%
Total	25	37	48.0%	115	143	24.3%



Fatalities in Detachment Area

Incidents		April			Year to Date - April		
		2022	2023	% Change	2022	2023	% Change
Motor Vehicle Collision	Fatal Incidents	1	0	-100.0%	2	0	-100.0%
	Alcohol Related	1	0	-100.0%	1	0	-100.0%
Off-Road Vehicle	Fatal Incidents	0	0	--	0	0	--
	Alcohol Related	0	0	--	0	0	--
Motorized Snow Vehicle	Fatal Incidents	0	0	--	0	0	--
	Alcohol Related	0	0	--	0	0	--

Persons Killed	April			Year to Date - April		
	2022	2023	% Change	2022	2023	% Change
Motor Vehicle Collision	1	0	-100.0%	2	0	-100.0%
Off-Road Vehicle	0	0	--	0	0	--
Motorized Snow Vehicle	0	0	--	0	0	--

Data Utilized

- SQL online application reporting system – OPP CRS 2.3.09
- Collision Reporting System Business Intelligence Cube

Detachment: 6E - ESSEX

Location code(s): 6E20-LAKESHORE

Data source date:
2023/05/08

Report Generated by:
Pharand, Lise

Report Generated on:
May 8, 2023 2:59:21 PM
PP-CSC-Operational Planning-4300
Page 78 of 146

**Police Services Board Report for Lakeshore
2023/Apr**

Public Complaints	
Policy	0
Service	0
Conduct	0

Date information collected from Professional Standards Bureau Commander Reports: 2023-05-08

Data Source

Ontario Provincial Police, Professional Standards Bureau Commander Reports

- Includes all public policy, service and conduct complaints submitted to the Office of the Independent Police Review Director (OIPRD)

Secondary Employment

Daily Activity Reporting Patrol Hours	
Total Hours	2023/Apr
Number of Cruiser Patrol Hours	498.25
Number of Motorcycle Patrol Hours	0.00
Number of Marine Patrol Hours	0.00
Number of ATV Patrol Hours	0.00
Number of Snowmobile Patrol Hours	0.00
Number of Bicycle Patrol Hours	0.00
Number of Foot Patrol Hours	28.75
Number of School Patrol Hours	0.00

Data source (Daily Activity Reporting System) date: 2023/05/06

Detachment: 6E - ESSEX COUNTY

Location code(s): 6E20 - LAKESHORE

Report Generated by:
Pharand, Lise

Report Generated on:
May 8, 2023 2:52:01 PM
PP-CSC-Operational Planning-4300
Page 79 of 146

Ontario Provincial Police
Essex County Detachment

1219 Hicks Rd.
P.O. Box 910
Essex, Ontario
N8M 2Y2

Tel: (519) 723-2493 Fax: (519) 723-2133



Police provincial de l'Ontario
Détachement du Comté d'Essex

1219 rue Hicks
C.P. 910
Essex, Ontario
N8M 2Y2

Tel: (519) 723-2493 Télécopieur: (519) 723-2133

File Reference/

May 8, 2023

Lakeshore PSB information for the month of April:

Suspensions: 3

Charges: 11

Police Record Checks: 60

Vulnerable Sector Record Checks: 212

Jamie Smith, Staff Sergeant
Detachment Manager
Essex County O.P.P.



Calls For Service (CFS) Billing Summary Report

Town of Lakeshore April - 2023

Billing Categories <i>(Billing categories below do not match traditional crime groupings)</i>		2023				2022			
		April	Year to Date	Time Standard	Year To Date Weighted Hours	April	Year to Date	Time Standard	Year To Date Weighted Hours
Violent Criminal Code	Murder 1st Degree	1	1	15.8	15.8	0	0		0.0
	Sexual offence occurring prior to January 4, 1983	0	0		0.0	0	1	15.8	15.8
	Sexual Assault	3	6	15.8	94.8	0	2	15.8	31.6
	Sexual Interference	0	0		0.0	1	1	15.8	15.8
	Invitation to Sexual Touching	0	0		0.0	0	3	15.8	47.4
	Non-Consensual Distribution of Intimate Images	0	0		0.0	0	1	15.8	15.8
	Assault With Weapon or Causing Bodily Harm-Level 2	0	4	15.8	63.2	2	3	15.8	47.4
	Assault-Level 1	5	23	15.8	363.4	7	16	15.8	252.8
	Discharge Firearm with Intent	0	2	15.8	31.6	0	0		0.0
	Extortion	0	0		0.0	0	2	15.8	31.6
	Criminal Harassment	3	7	15.8	110.6	2	6	15.8	94.8
	Indecent/Harassing Communications	0	1	15.8	15.8	0	1	15.8	15.8
	Utter Threats to Person	2	9	15.8	142.2	1	5	15.8	79.0
	Total	14	53	15.8	837.4	13	41	15.8	647.8
Property Crime Violations	Arson - Others	0	0		0.0	0	1	6.4	6.4
	Break & Enter	3	17	6.4	108.8	3	13	6.4	83.2
	Theft Over -master code	0	1	6.4	6.4	0	0		0.0
	Theft Over - Farm Equipment	0	0		0.0	0	1	6.4	6.4
	Theft Over - Construction Site	0	0		0.0	2	2	6.4	12.8
	Theft Over - Trailers	0	2	6.4	12.8	0	0		0.0
	Theft Over - Other Theft	0	1	6.4	6.4	1	1	6.4	6.4
	Theft of - Mail	1	2	6.4	12.8	0	0		0.0
	Theft FROM Motor Vehicle Over \$5,000	1	2	6.4	12.8	0	1	6.4	6.4
	Theft Over \$5,000 [SHOPLIFTING]	1	1	6.4	6.4	0	0		0.0
	Theft of Motor Vehicle	3	7	6.4	44.8	1	8	6.4	51.2
	Theft of - Automobile	2	5	6.4	32.0	1	5	6.4	32.0
	Theft of - Trucks	0	1	6.4	6.4	1	3	6.4	19.2
	Theft of - All Terrain Vehicles	0	0		0.0	0	1	6.4	6.4
	Theft Under -master code	0	5	6.4	32.0	2	5	6.4	32.0
	Theft under - Farm Agricultural Produce	0	1	6.4	6.4	0	0		0.0
	Theft Under - Construction Site	0	0		0.0	0	1	6.4	6.4



Calls For Service (CFS) Billing Summary Report

Town of Lakeshore April - 2023

Billing Categories (Billing categories below do not match traditional crime groupings)		2023				2022			
		April	Year to Date	Time Standard	Year To Date Weighted Hours	April	Year to Date	Time Standard	Year To Date Weighted Hours
Property Crime Violations	Theft under - Bicycles	1	1	6.4	6.4	1	1	6.4	6.4
	Theft under - Building	0	1	6.4	6.4	0	0		0.0
	Theft under - Persons	0	0		0.0	0	2	6.4	12.8
	Theft under - Trailers	0	1	6.4	6.4	0	0		0.0
	Theft under - Other Theft	3	11	6.4	70.4	3	16	6.4	102.4
	Theft Under - Gasoline Drive-off	0	5	6.4	32.0	3	13	6.4	83.2
	Theft FROM Motor Vehicle Under \$5,000	0	8	6.4	51.2	0	13	6.4	83.2
	Theft Under \$5,000 [SHOPLIFTING]	3	12	6.4	76.8	8	25	6.4	160.0
	Possession of Stolen Goods over \$5,000	0	0		0.0	0	2	6.4	12.8
	Possession of Stolen Goods under \$5,000	0	0		0.0	0	1	6.4	6.4
	Fraud -Master code	1	4	6.4	25.6	1	2	6.4	12.8
	Fraud - Steal/Forge/Poss./Use Credit Card	2	2	6.4	12.8	0	1	6.4	6.4
	Fraud - False Pretence < = \$5,000	0	0		0.0	1	2	6.4	12.8
	Fraud - Forgery & Uttering	0	1	6.4	6.4	0	0		0.0
	Fraud - Fraud through mails	0	0		0.0	1	3	6.4	19.2
	Fraud -Money/property/ security > \$5,000	2	6	6.4	38.4	4	6	6.4	38.4
	Fraud -Money/property/ security <= \$5,000	3	17	6.4	108.8	2	14	6.4	89.6
	Fraud - Other	1	12	6.4	76.8	2	14	6.4	89.6
	Personation with Intent (fraud)	1	1	6.4	6.4	1	2	6.4	12.8
	Fraud - False Pretence > \$5,000	0	1	6.4	6.4	0	0		0.0
	Identity Fraud	1	2	6.4	12.8	1	2	6.4	12.8
	Mischief - master code	6	21	6.4	134.4	8	25	6.4	160.0
	Mischief [Graffiti - Non Gang Related]	1	1	6.4	6.4	0	0		0.0
	Interfere with lawful use, enjoyment of property	1	1	6.4	6.4	0	0		0.0
	Property Damage	4	9	6.4	57.6	9	16	6.4	102.4
	Total	41	162	6.4	1,036.8	56	202	6.4	1,292.8
Other Criminal Code Violations (Excluding traffic)	Offensive Weapons-Possession of Weapons	0	2	7.5	15.0	0	0		0.0
	Offensive Weapons-Restricted	0	1	7.5	7.5	0	0		0.0
	Bail Violations - Fail To Comply	2	5	7.5	37.5	1	2	7.5	15.0



Calls For Service (CFS) Billing Summary Report

Town of Lakeshore April - 2023

Billing Categories (Billing categories below do not match traditional crime groupings)		2023				2022			
		April	Year to Date	Time Standard	Year To Date Weighted Hours	April	Year to Date	Time Standard	Year To Date Weighted Hours
Other Criminal Code Violations (Excluding traffic)	Bail Violations - Others	0	0		0.0	0	1	7.5	7.5
	Counterfeit Money -Master code	0	0		0.0	1	1	7.5	7.5
	Possession Of Counterfeit Money	0	1	7.5	7.5	0	0		0.0
	Counterfeit Money - Others	0	1	7.5	7.5	0	1	7.5	7.5
	Disturb the Peace	1	4	7.5	30.0	0	1	7.5	7.5
	Breach of Probation	1	2	7.5	15.0	0	1	7.5	7.5
	Disobey court order/Misconduct executing process	0	1	7.5	7.5	0	0		0.0
	Public mischief - mislead peace officer	0	0		0.0	0	1	7.5	7.5
	Total	4	17	7.5	127.5	2	8	7.5	60.0
Drug Possession	Possession Other Controlled Drugs and Substance Act	1	1	7.1	7.1	0	0		0.0
	Possession - Methamphetamine (Crystal Meth)	0	0		0.0	0	1	7.1	7.1
	Drug related occurrence	1	3	7.1	21.3	0	3	7.1	21.3
	Total	2	4	7.1	28.4	0	4	7.1	28.4
Statutes & Acts	Landlord/Tenant	4	19	3.4	64.6	6	17	3.4	57.8
	Mental Health Act	11	43	3.4	146.2	5	21	3.4	71.4
	Mental Health Act - No contact with Police	0	1	3.4	3.4	0	2	3.4	6.8
	Mental Health Act - Attempt Suicide	1	3	3.4	10.2	0	2	3.4	6.8
	Mental Health Act - Threat of Suicide	1	21	3.4	71.4	5	14	3.4	47.6
	Mental Health Act - Voluntary Transport	0	1	3.4	3.4	1	5	3.4	17.0
	Mental Health Act - Placed on Form	0	1	3.4	3.4	2	4	3.4	13.6
	Mental Health Act - Apprehension	2	7	3.4	23.8	2	15	3.4	51.0
	Custody Dispute	0	1	3.4	3.4	0	0		0.0
	Trespass To Property Act	4	11	3.4	37.4	7	25	3.4	85.0
	Total	23	108	3.4	367.2	28	105	3.4	357.0
Operational	Animal -Master code	0	2	3.8	7.6	0	0		0.0
	Animal - Left in Vehicle	0	0		0.0	1	1	3.8	3.8
	Animal Bite	1	2	3.8	7.6	0	1	3.8	3.8
	Animal Stray	1	4	3.8	15.2	0	1	3.8	3.8
	Animal Injured	1	9	3.8	34.2	1	4	3.8	15.2
	Animal - Other	1	3	3.8	11.4	1	2	3.8	7.6



Calls For Service (CFS) Billing Summary Report

Town of Lakeshore April - 2023

Billing Categories (Billing categories below do not match traditional crime groupings)		2023				2022			
		April	Year to Date	Time Standard	Year To Date Weighted Hours	April	Year to Date	Time Standard	Year To Date Weighted Hours
Operational	Animal - Dog Owners Liability Act	0	0		0.0	0	1	3.8	3.8
	Domestic Disturbance	19	54	3.8	205.2	13	61	3.8	231.8
	Suspicious Person	20	73	3.8	277.4	31	74	3.8	281.2
	Phone -Master code	0	2	3.8	7.6	1	1	3.8	3.8
	Phone -Nuisance - No Charges Laid	3	11	3.8	41.8	1	8	3.8	30.4
	Phone -Obscene - No Charges Laid	0	0		0.0	0	1	3.8	3.8
	Phone -Threatening - No Charges Laid	1	4	3.8	15.2	0	2	3.8	7.6
	Phone -Other - No Charges Laid	2	4	3.8	15.2	0	3	3.8	11.4
	False Fire Alarm - Building	1	1	3.8	3.8	0	0		0.0
	Fire - Building	0	6	3.8	22.8	0	5	3.8	19.0
	Fire - Vehicle	1	1	3.8	3.8	0	2	3.8	7.6
	Fire - Other	0	0		0.0	0	1	3.8	3.8
	Insecure Condition -Master code	1	2	3.8	7.6	1	3	3.8	11.4
	Missing Person -Master code	0	0		0.0	1	1	3.8	3.8
	Missing Person under 12	1	1	3.8	3.8	0	0		0.0
	Missing Person 12 & older	2	4	3.8	15.2	1	6	3.8	22.8
	Missing Person Located Under 12	1	1	3.8	3.8	0	0		0.0
	Missing Person Located 12 & older	1	5	3.8	19.0	2	5	3.8	19.0
	Noise Complaint -Master code	0	0		0.0	1	1	3.8	3.8
	Noise Complaint - Vehicle	1	1	3.8	3.8	0	0		0.0
	Noise Complaint - Animal	0	0		0.0	0	2	3.8	7.6
	Accident - non-MVC -Master code	1	1	3.8	3.8	1	2	3.8	7.6
	Found Property -Master code	1	11	3.8	41.8	5	10	3.8	38.0
	Found - License Plate	0	0		0.0	0	3	3.8	11.4
	Found-Personal Accessories	0	0		0.0	1	1	3.8	3.8
	Found-Household Property	0	0		0.0	1	1	3.8	3.8
	Found-Sporting Goods, Hobby Equip.	1	1	3.8	3.8	0	0		0.0
	Found-Bicycles	0	1	3.8	3.8	0	0		0.0
	Found - Gun	0	0		0.0	0	1	3.8	3.8
	Found-Others	0	7	3.8	26.6	1	10	3.8	38.0
	Lost Property -Master code	3	7	3.8	26.6	0	7	3.8	26.6



Calls For Service (CFS) Billing Summary Report

Town of Lakeshore April - 2023

Billing Categories (Billing categories below do not match traditional crime groupings)		2023				2022			
		April	Year to Date	Time Standard	Year To Date Weighted Hours	April	Year to Date	Time Standard	Year To Date Weighted Hours
Operational	Lost License Plate	1	2	3.8	7.6	0	2	3.8	7.6
	Lost Disabled Parking Permit	1	1	3.8	3.8	0	1	3.8	3.8
	Lost - Vehicle Accessories	1	1	3.8	3.8	0	0		0.0
	Lost-Personal Accessories	0	2	3.8	7.6	1	6	3.8	22.8
	Lost-Radio,TV,Sound-Reprod. Equip.	0	2	3.8	7.6	0	0		0.0
	Lost-Sporting Goods, Hobby Equip.	1	1	3.8	3.8	0	0		0.0
	Lost-Machinery & Tools	0	0		0.0	0	1	3.8	3.8
	Lost - Gun	0	2	3.8	7.6	0	0		0.0
	Lost-Others	2	5	3.8	19.0	0	4	3.8	15.2
	Sudden Death - Suicide	0	0		0.0	0	1	3.8	3.8
	Sudden Death - Natural Causes	4	10	3.8	38.0	1	9	3.8	34.2
	Sudden Death - Others	0	2	3.8	7.6	0	2	3.8	7.6
	Sudden Death - Apparent Overdose-Overdose	0	0		0.0	0	2	3.8	7.6
	Suspicious Vehicle	13	55	3.8	209.0	12	39	3.8	148.2
	Trouble with Youth	10	39	3.8	148.2	9	21	3.8	79.8
	Vehicle Recovered -Master code	0	0		0.0	1	1	3.8	3.8
	Vehicle Recovered - Automobile	2	5	3.8	19.0	2	12	3.8	45.6
	Vehicle Recovered - Trucks	0	1	3.8	3.8	3	10	3.8	38.0
	Vehicle Recovered - All Terrain Veh	0	1	3.8	3.8	0	0		0.0
	Vehicle Recovered - Other	0	0		0.0	1	1	3.8	3.8
	Unwanted Persons	1	8	3.8	30.4	6	15	3.8	57.0
	Neighbour Dispute	22	50	3.8	190.0	8	24	3.8	91.2
	By-Law -Master code	2	4	3.8	15.2	1	3	3.8	11.4
	Noise By-Law	13	29	3.8	110.2	8	28	3.8	106.4
	Dogs By-Law	6	18	3.8	68.4	2	6	3.8	22.8
	Firearms (Discharge) By-Law	0	0		0.0	1	2	3.8	7.6
	Other Municipal By-Laws	3	9	3.8	34.2	4	15	3.8	57.0
	Traffic By-Law	7	13	3.8	49.4	5	23	3.8	87.4
	Taxi By-Law	0	0		0.0	0	1	3.8	3.8
	Assist Fire Department	0	1	3.8	3.8	0	0		0.0
	Assist Public	5	33	3.8	125.4	30	78	3.8	296.4
	Distressed/Overdue Motorist	0	1	3.8	3.8	0	1	3.8	3.8
	Family Dispute	14	45	3.8	171.0	10	50	3.8	190.0
	Protest - Demonstration	0	0		0.0	0	2	3.8	7.6



Calls For Service (CFS) Billing Summary Report

Town of Lakeshore April - 2023

Billing Categories <i>(Billing categories below do not match traditional crime groupings)</i>		2023				2022			
		April	Year to Date	Time Standard	Year To Date Weighted Hours	April	Year to Date	Time Standard	Year To Date Weighted Hours
Operational	Total	172	558	3.8	2,120.4	169	581	3.8	2,207.8
Operational2	False Alarm-Accidental Trip	0	3	1.4	4.2	0	0		0.0
	False Alarm-Malfunction	2	7	1.4	9.8	1	5	1.4	7.0
	False Holdup Alarm-Accidental Trip	3	7	1.4	9.8	5	14	1.4	19.6
	False Alarm -Others	21	92	1.4	128.8	33	122	1.4	170.8
	False Alarm -Cancelled	2	3	1.4	4.2	1	2	1.4	2.8
	Keep the Peace	7	37	1.4	51.8	14	32	1.4	44.8
	911 call / 911 hang up	6	29	1.4	40.6	4	23	1.4	32.2
	911 hang up - Pocket Dial	1	1	1.4	1.4	0	0		0.0
	911 call - Dropped Cell	6	20	1.4	28.0	11	30	1.4	42.0
	Total	48	199	1.4	278.6	69	228	1.4	319.2
Traffic	MVC (MOTOR VEHICLE COLLISION) -Master code	0	3	3.7	11.1	0	2	3.7	7.4
	MVC - Personal Injury (MOTOR VEHICLE COLLISION)	2	10	3.7	37.0	3	18	3.7	66.6
	MVC - Prop. Dam. Non Reportable	6	29	3.7	107.3	8	34	3.7	125.8
	MVC - Prop. Dam. Reportable (MOTOR VEHICLE COLLISION)	25	87	3.7	321.9	25	109	3.7	403.3
	MVC - Prop. Dam. Failed to Remain (MOTOR VEHICLE COLLISION)	5	16	3.7	59.2	0	8	3.7	29.6
	MVC - Fatal (MOTOR VEHICLE COLLISION)	0	0		0.0	0	1	3.7	3.7
	MVC - Others (MOTOR VEHICLE COLLISION)	0	0		0.0	0	3	3.7	11.1
	Road Rage	0	0		0.0	1	2	3.7	7.4
	Total	38	145	3.7	536.5	37	177	3.7	654.9
Total		342	1,246		5,332.8	374	1,346		5,567.9

Note to Detachment Commanders:

- The content of each report is to be shared by the Detachment Commander only with the municipality for which it was generated. The municipality may treat this as a public document and distribute it as they wish.
- All data is sourced from the Niche RMS application. Included are 'reported' occurrences (actuals and unfounded occurrences) for 'billable' occurrences ONLY. Data is refreshed on a weekly basis.
- The Traffic category includes motor vehicle collision (MVC) occurrences entered into Niche (UCR code 8521). MVCs are NOT sourced from the eCRS application for this report.
- Only the primary violation is counted within an occurrence.
- Time standards displayed are for the 2023 billing period.

Note to Municipalities:

- Data contained within this report is dynamic in nature and numbers will change over time as the Ontario Provincial Police continues to investigate and solve crime.



Calls For Service (CFS) Billing Summary Report

Town of Lakeshore April - 2023

- This report is NOT to be used for crime trend analysis as not all occurrences are included.
- Data groupings within this report do not match traditional crime groupings seen in other public reports such as the OPP Police Services Board reports or Statistics Canada reporting.



Windsor & Essex County Crime Stoppers

Police Coordinator Report

April 1st-30th, 2023

Overview

Crime Stoppers exists to provide a means for the public to pass along anonymous information that assists in solving crimes, recovering stolen property, seizing illegal drugs, and locating those for whom there is an outstanding warrant of arrest. Locally, the program is operated jointly as Windsor-Essex County Crime Stoppers and has the responsibility to receive and disseminate information to all law enforcement agencies within Essex County.

Program Education and Community Events

- April 3rd - Community Housing Corporation – Health Fair Booth @ 920 Ouellette, Windsor.
- April 22nd - Take Back Your Drugs Event @ Devonshire Mall
- April 23rd – Southern Footprints Run @ Point Pelee National Park

AM800

“Crime of the Week” report with AM800 radio recorded every Monday which airs every Tuesday morning and afternoon.

- April 3rd – WPS Arson – 300 Block of Giles Blvd.
- April 10th – Lock it or lose it
- April 18th – WPS Arson – 1600 Block of Drouillard Rd.
- April 24th – Kingsville OPP Robbery – 1500 Block of County Road 20

St. Clair College-Media Plex and Radio CJAM FM 99.1

- Last recording on April 18th for the summer.

CTV News

- Arson 300 Block of Giles Blvd.

Social Media

- Daily/Weekly Facebook, Twitter and Instagram posts

Crime Stoppers Upcoming Calendar

- Charity K9 Calendar for 2023/2024
- Raffle Calendar Sales until May 31st – Draws held daily in June
- St Clair College Booth May 4th and 5th
- Police Week Devonshire Mall May 11th-13th
- Domino's Pizza Event in Leamington – May 13th and 14th
- Police Week Lasalle Police May 17th-20th
- Golf Tournament – Kingsville Golf & Country Club – August 24th

This statistical report is reflective of April 1st-30th, 2023.

Crime Stoppers tip information was distributed to the following agencies during this period.

Windsor Police Service
WPS - Amherstburg Detachment
Ontario Provincial Police
LaSalle Police Service
Ministry of Revenue and Finance
Windsor & Essex County Health Unit- Tobacco Enforcement
CBSA
ROPE

Attached documents include:

Police Coordinators Report
Monthly Statistical Report
Tip Summary Report

This Report was Prepared By:

Constable Sarah Werstein – OPP Police Coordinator

TOTAL POPULATION REPRESENTED – 398,718 (2019 CENSUS)

POPULATION (CITY) – 217,188

POPULATION (COUNTY) – 126,314

POPULATION (LASALLE) – 33,180

POPULATION (AMHERSTBURG) – 22,036

***SI on Statistical Report is “Since Inception” – 1985*



Windsor - Essex County Crime Stoppers - Statistical Report

Filter Date: December 2023 Run Date: 2023/05/01

Statistic	Jan	Feb	Mar	Apr	May	Jun	Jul	Aug	Sep	Oct	Nov	Dec
Tips Received	175	166	152	135	1	0	0	0	0	0	0	0
Tip Follow-ups	138	100	100	85	1	0	0	0	0	0	0	0
Arrests	4	8	9	3	0	0	0	0	0	0	0	0
Cases Cleared	2	7	11	2	0	0	0	0	0	0	0	0
Charges Laid	18	24	26	4	0	0	0	0	0	0	0	0
Fugitives	0	0	0	0	0	0	0	0	0	0	0	0
Administrative Discipline	0	0	0	0	0	0	0	0	0	0	0	0
# of Rewards Approved	1	6	8	3	0	0	0	0	0	0	0	0
Rewards Approved	\$750	\$2,700	\$3,400	\$1,000	\$0	\$0	\$0	\$0	\$0	\$0	\$0	\$0
# of Rewards Paid	0	3	4	0	0	0	0	0	0	0	0	0
Rewards Paid	\$0	\$1,100	\$2,700	\$0	\$0	\$0	\$0	\$0	\$0	\$0	\$0	\$0
# of Weapons Recovered	0	3	5	0	0	0	0	0	0	0	0	0
# of Vehicles Recovered	0	1	0	1	0	0	0	0	0	0	0	0
Property Recovered	\$0	\$38,750	\$3,500	\$80,000	\$0	\$0	\$0	\$0	\$0	\$0	\$0	\$0
Cash Recovered	\$910	\$13,021	\$350	\$0	\$0	\$0	\$0	\$0	\$0	\$0	\$0	\$0
Drugs Seized	\$49,250	\$62,300	\$72,230	\$0	\$0	\$0	\$0	\$0	\$0	\$0	\$0	\$0
Total Recovered	\$50,160	\$114,071	\$76,080	\$80,000	\$0	\$0	\$0	\$0	\$0	\$0	\$0	\$0

Statistic	Q1	Q2	Q3	Q4	YTD	SI
Tips Received	493	136	0	0	629	60,561
Tip Follow-ups	338	86	0	0	424	20,601
Calls Received	0	0	0	0	0	3,138
Arrests	21	3	0	0	24	7,082
Cases Cleared	20	2	0	0	22	10,420
Charges Laid	68	4	0	0	72	10,247
Fugitives	0	0	0	0	0	625
Administrative Discipline	0	0	0	0	0	3
# of Rewards Approved	15	3	0	0	18	1,875
Rewards Approved	\$6,850	\$1,000	\$0	\$0	\$7,850	\$1,264,935
# of Rewards Paid	7	0	0	0	7	968
Rewards Paid	\$3,800	\$0	\$0	\$0	\$3,800	\$832,702
# of Weapons Recovered	8	0	0	0	8	553
# of Vehicles Recovered	1	1	0	0	2	34
Property Recovered	\$42,250	\$80,000	\$0	\$0	\$122,250	\$13,554,173
Cash Recovered	\$14,281	\$0	\$0	\$0	\$14,281	\$604,449
Drugs Seized	\$183,780	\$0	\$0	\$0	\$183,780	\$119,513,368
Total Recovered	\$240,311	\$80,000	\$0	\$0	\$320,311	\$133,671,990

Windsor - Essex County Crime Stoppers Tip Summary Report

Created Date: 2023/04/01 to 2023/05/01

Offense Type	Count
Animal Cruelty	1
Arson	1
Assault	6
Attempt Murder	0
Breach of Condition	0
Break and Enter	10
By Law	0
Child Abuse	1
COVID-19	0
Cybercrime	0
Disqualified Driving	3
Drugs	38
Elder Abuse	0
Fraud	6
Highway Traffic Act	6
Hit and Run / Fail to Remain	0
Homicide	4
Human Smuggling	0
Human Trafficking	0
Illegal Cigarettes	2
Immigration	0

Impaired Driver	1
Indecent Act	1
Liquor (sales to minors, sales without licence)	0
Mischief	0
Missing Person	2
Motor Vehicle Collision	0
Possession of Stolen Property	0
Prostitution/Morality	0
Repeat Impaired Driver	0
Robbery	3
Sexual Assault	6
Stolen Vehicle	1
Suspended Driver	1
Suspicious Activity	5
Terrorism	0
Test Tip	0
Theft	11
Threats	1
Warrant	6
Weapons	2
<i>Other</i>	19
<i>Unknown</i>	1
Total	138

APRIL 2023

Police Services Board Monthly Overview



Disclaimer: No part of this document is to be reproduced or distributed without the expressed written permission of the Ontario Provincial Police. This document has been prepared on internally developed data sources. All data is a snapshot in time and may differ from other recorded sources.



TABLE OF CONTENTS

Detachment Focus and Priorities	2
Top Calls for Service	3-4
Calls for Service Comparison	5
Violent Crime	6
Property Crime	7
Motor Vehicle Collisions.....	8
Impaired / Exceed Offences.....	8
Driver's License Suspensions	8
Criminal Code Charges	9
Drug Offences.....	9
Provincial Offences & Traffic Stops.....	10
Mental Health Response Unit	11
911 Misdiagnosis	12
False Alarms	12
R.I.D.E.	12
Foot Patrol Hours	12
Auxiliary Service	12
Notable Investigations	13

Prepared by:

P. Brockman #12632
Essex County Detachment
Ontario Provincial Police
Pauline.Brockman@opp.ca



Detachment Focus and Priorities

The OPP's action planning process ensures compliance with the Adequacy and Effectiveness of Police Services Regulation (Adequacy Standards) filed as O. Reg. 3/99 in 1999.

Through assessment, analysis and consultation, the following areas of focus were identified for the next three years (2020 – 2022) in Essex County:

Crime:

- Reduce victimization from instances of sexual violence
- Address & prevent property crime
- Address & prevent illicit drug crime
- Support victims of domestic abuse
- Address the proliferation of illegal grow operations

Traffic:

- Year-round focus on causal factors of motor vehicle collisions with a focus on (Big 4) Aggressive Driving, Impaired Driving, Distracted Driving and Use of Seatbelts
- Marine enforcement and security on local waterways
- Streamline collision reporting


Other Policing Priorities:

- Develop transfer of care protocols with healthcare facilities
- Identify co-response solutions for non-police-related demands for service

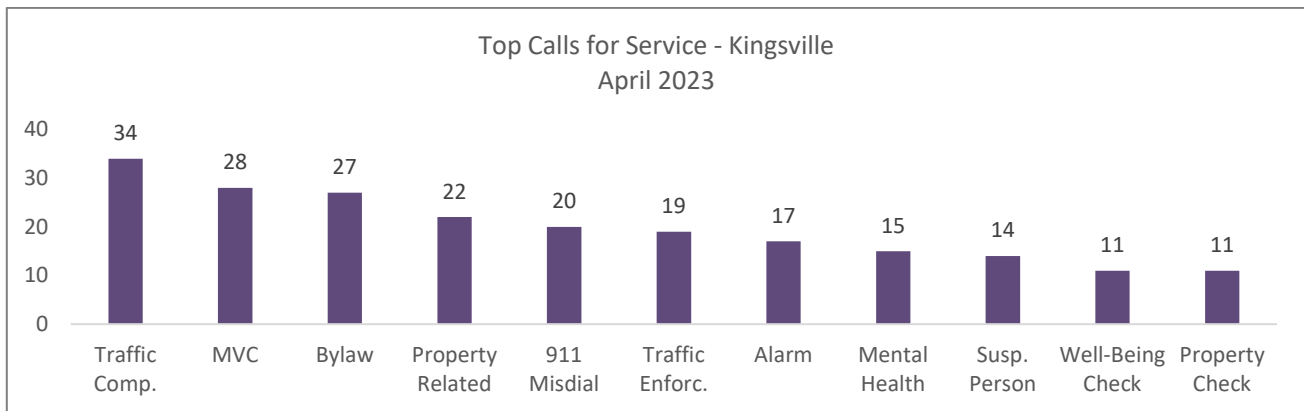


Top Calls for Service ¹

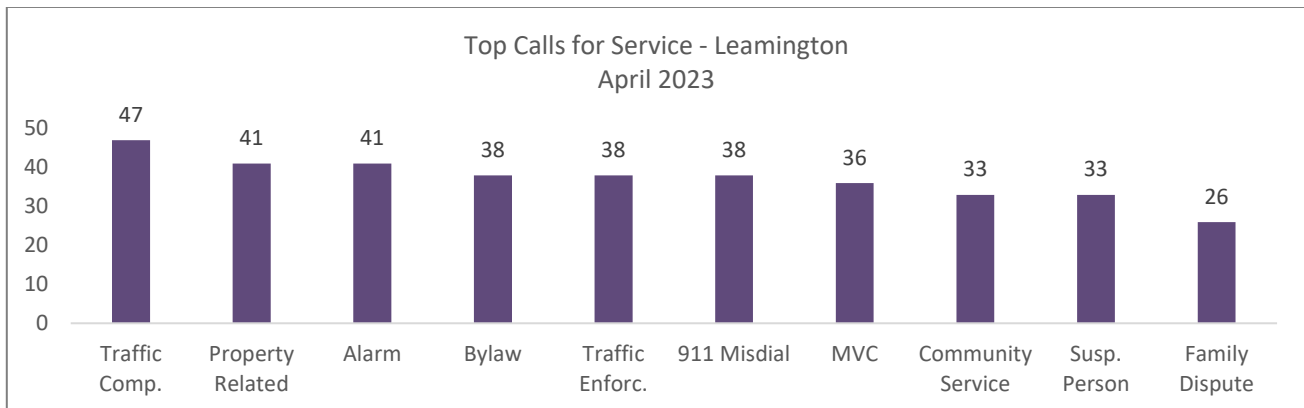
Lakeshore



Kingsville



Leamington

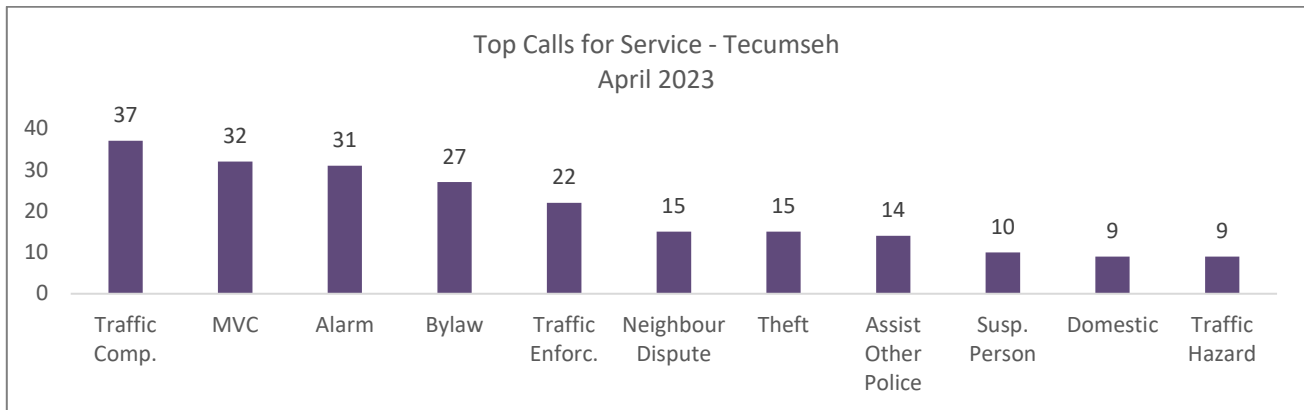


¹ Data Derived from Niche 07May2023 Occurrence Type by Duty Icon

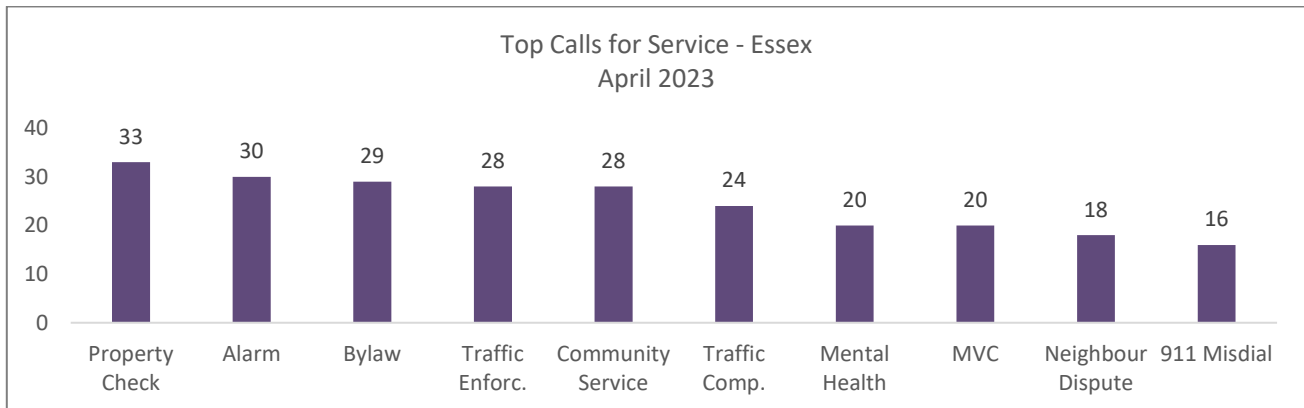


Top Calls for Service²


Tecumseh



Essex



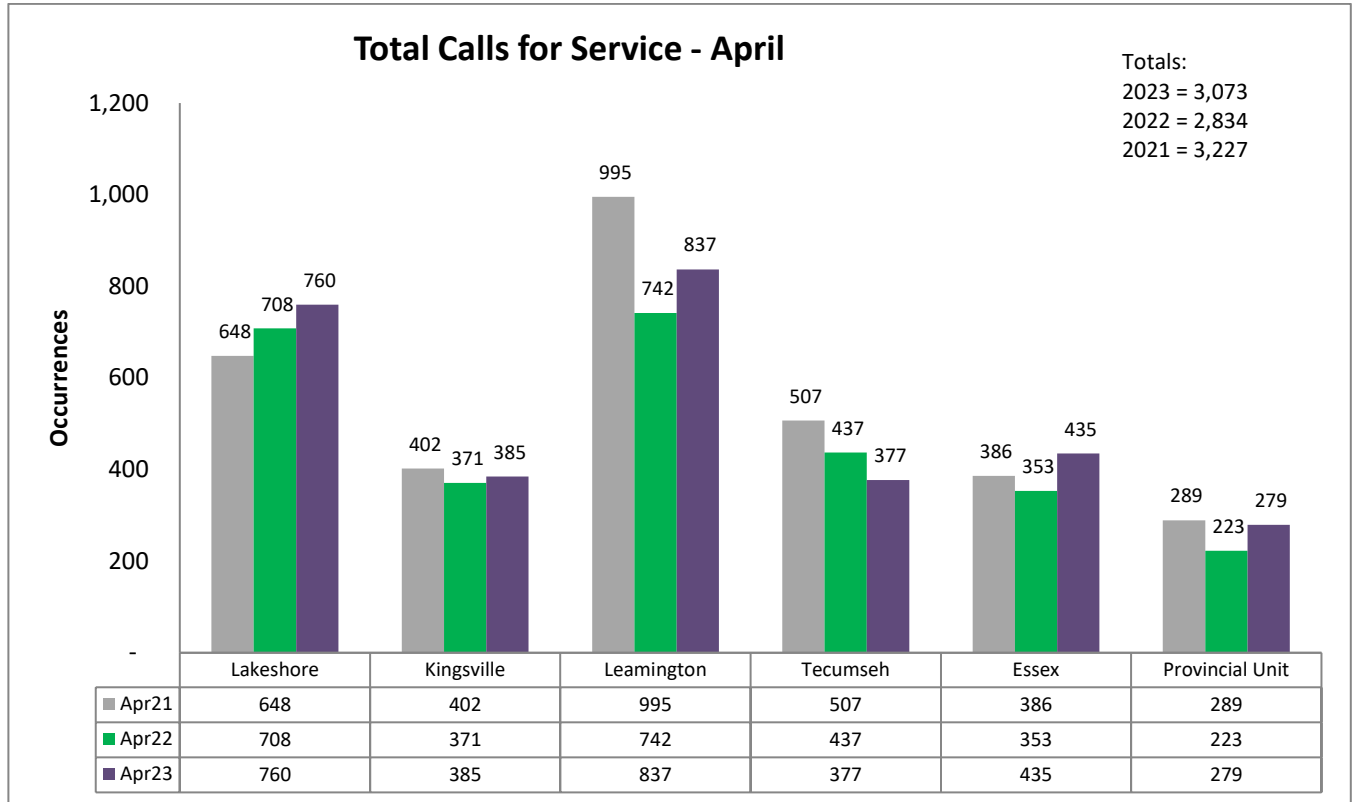
Provincial Units



² Data Derived from Niche 07May2023 Occurrence Type by Duty Icon



Calls for Service³

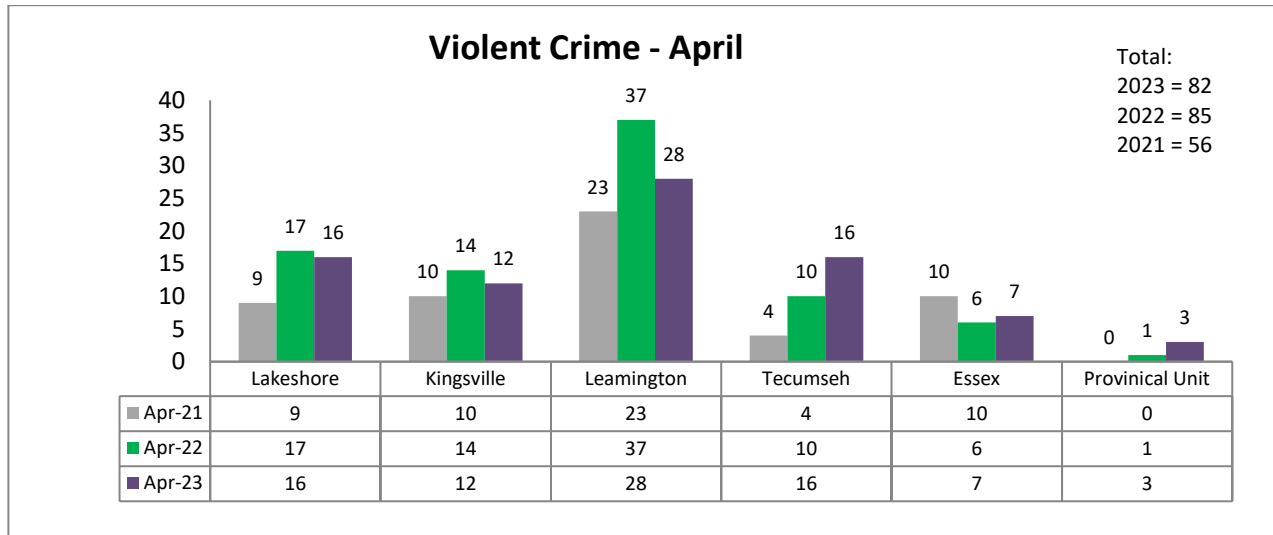


- An **8.4% increase** in Calls for Service April 2023 compared to April 2022
- Year-to-date, an 7.9% increase in Calls for Service in 2023 (12,127) compared to 2022 (11,243).

³ Data Derived from Niche RMS 07May2023 by Duty Icon

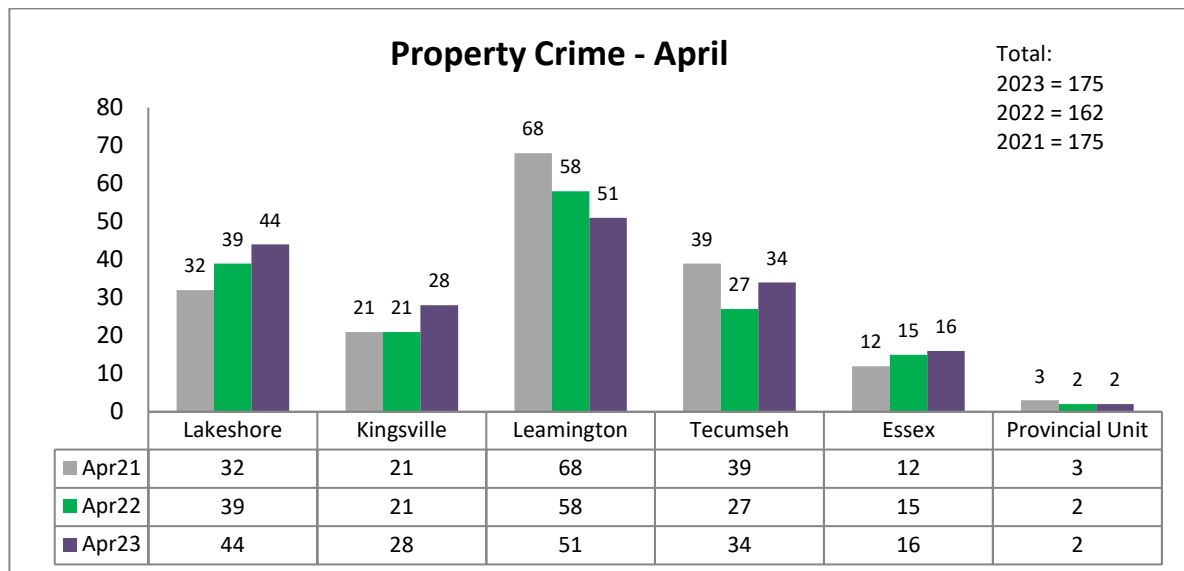


Violent Crime⁴



- A **3.5% decrease** in Violent Crime in April 2023 compared to April 2022. **Clearance Rate = 73.3%**
- Year-to-date a 10.6% increase in Violent Crime in 2023 (324 incidents) compared to 2022 (293 incidents)

Property Crime⁵



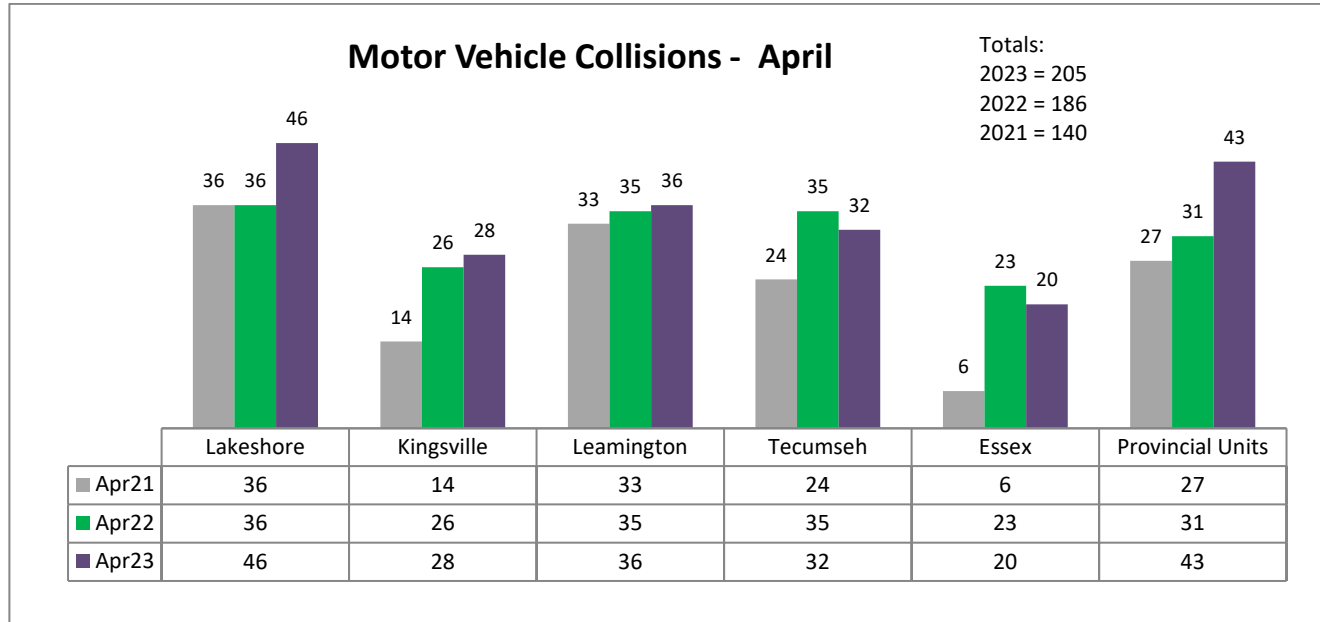
- An **8.0% increase** in Property Crime in April 2023 compared to April 2022. **Clearance Rate = 22.7%**
- Year-to-date a 1.0% decrease in Property Crime in 2023 (768 incidents) compared to 2022 (796 incidents)

⁴ Data Derived from the BI Cube RMS 09Apr2023 Violent Crime.

⁵ Data Derived from the BI Cube RMS 09Apr2023 Property Crime



Motor Vehicle Collisions⁶



- A **10.2% increase** in MVCs April 2023 compared to April 2022
- 59 collisions (28.8%) were diverted to the Collision Reporting Centre in April 2023
- Year-to-date a 2.2% increase in MVCs in 2023 (837 collisions) compared to 2022 (819 collisions)

MVC Fatalities⁷

Year	Details	Annual Data
2020		10 collisions resulted in 10 deaths
2021		8 collisions resulted in 11 deaths
2022		9 collisions resulted in 14 deaths:
2023		2 collisions resulting in 3 deaths.

⁶ Data Derived from the RMS 10May2023 Dispatch Occurrence Type MVC

⁷ Data Derived from eCRS 10May2023 Fatal Injury

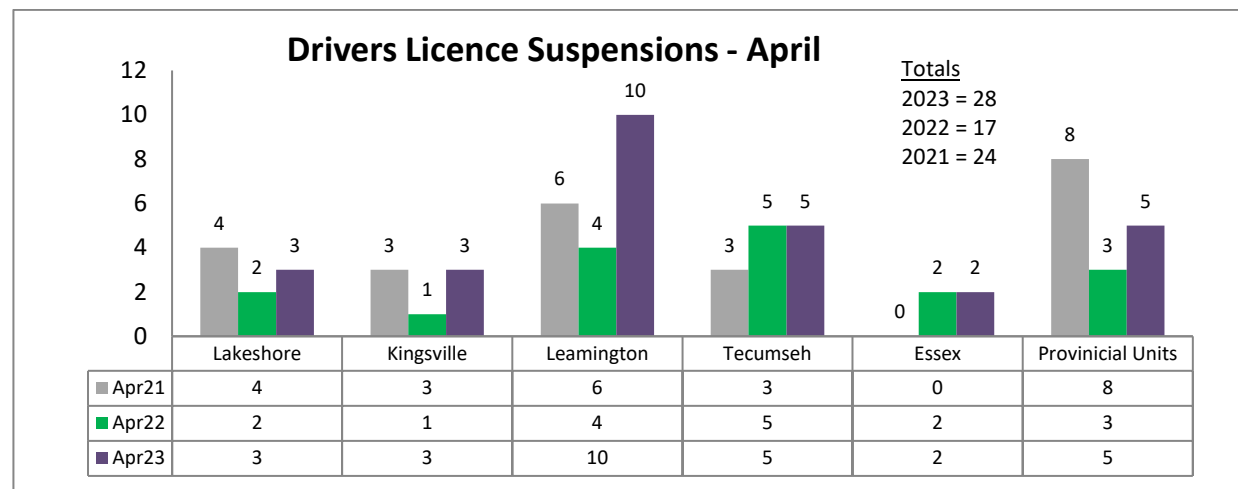
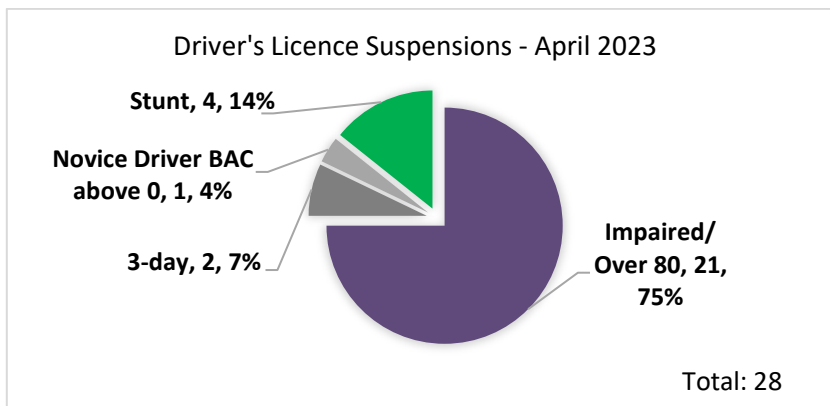


Impaired & Exceed Offences⁸

Location	Apr-21	Apr-22	Apr-23
Lakeshore	4	2	2
Kingsville	3	1	2
Leamington	1	1	8
Tecumseh	1	4	5
Essex	0	2	2
Provincial	2	2	2
	11	12	21

- An **75.0% increase** in Impaired/Over 80 offences in April 2023 compared to April 2022.
- Year-to-date a 42.9% increase in Impaired/Exceed Offences in 2023 (60 incidents) compared to 2022 (42 incidents)

Administrative Drivers Licence Suspensions (ADLS)⁹



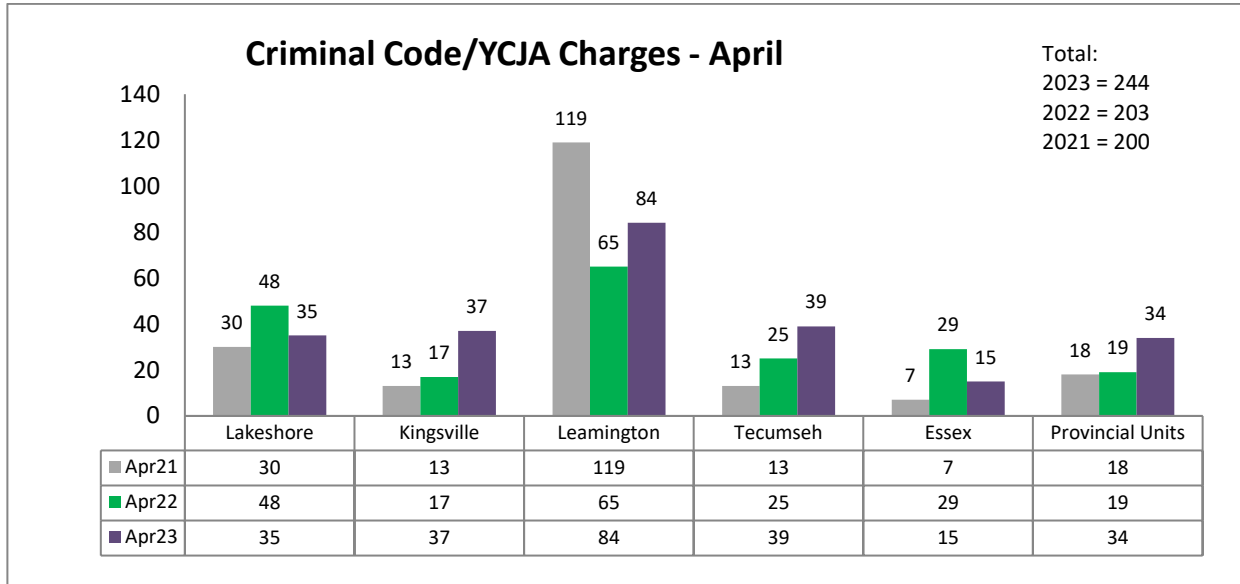
- A **64.7% increase** in ADLS suspensions in April 2023 compared to April 2022
- Year-to-date a 2.3% increase in ADLS suspensions in 2023 (90 incidents) compared to 2022 (88 incidents)

⁸ Data Derived from the RMS 10May2023 Alcohol (UCR 9210, 9220, 9230, 9240, 9250, 9925)

⁹ Data Derived from Niche RMS 10May2023 Suspensions (UCR 8881.001, 002, 004, 006, 0011) - 3/7/30-day warn range, 7-day Stunt



Criminal Code Charges¹⁰



- A **20.2% increase** in Criminal Code charges in April 2023 compared to April 2022
- Year-to-date an 21.2% increase in Criminal Code charges in 2023 (990) compared to 2022 (817)

Drug Offences¹¹

	April 2022			April 2023		
	Cannabis Control Act (Provincial)	CDSA	Cannabis Act (Federal)	Cannabis Control Act (Provincial)	CDSA	Cannabis Act (Federal)
Lakeshore	0	0	0	2	0	0
Kingsville	0	0	0	0	0	0
Leamington	0	1	0	3	0	0
Tecumseh	0	0	0	0	0	0
Essex	0	0	0	0	1	0
Provincial Units	4	0	0	1	0	0
Total Charges	4	1	0	6	1	0

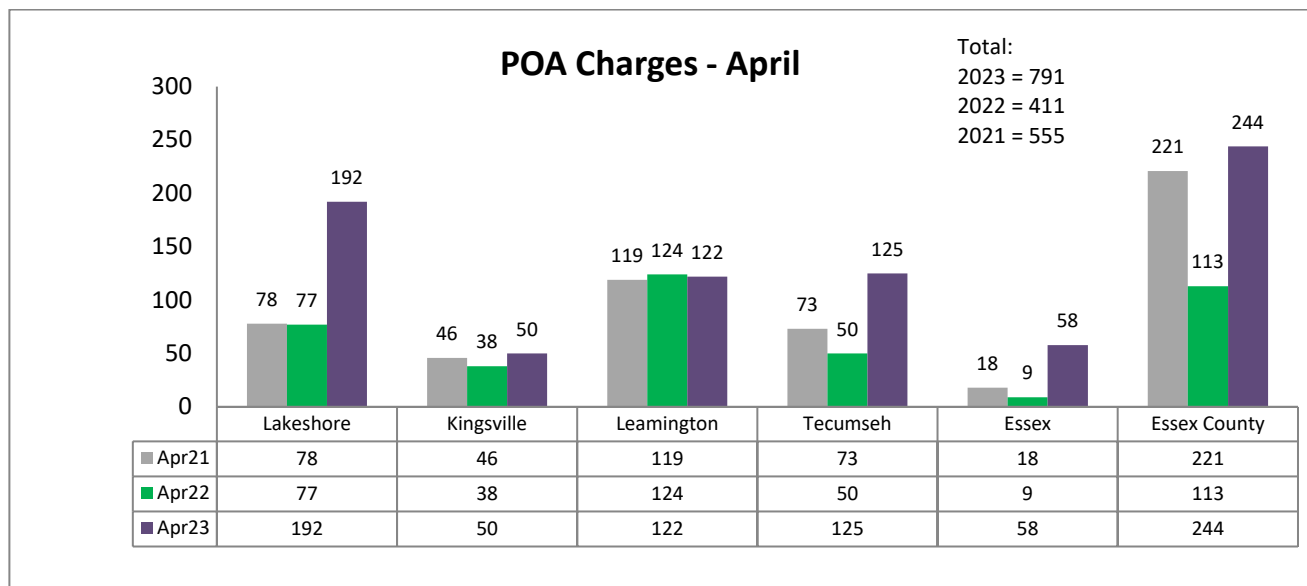
- A **40.0% increase** in Drug Offences in April 2023 compared to April 2022
- Year-to-date an 19.4% decrease in Drug Offences in 2023 (50 incidents) compared to 2022 (62 incidents)

¹⁰ Data Derived from Niche – Saved Search – Charge by Date 10May2023

¹¹ Data Derived from Niche – Saved Search Drug Offences 10May2023

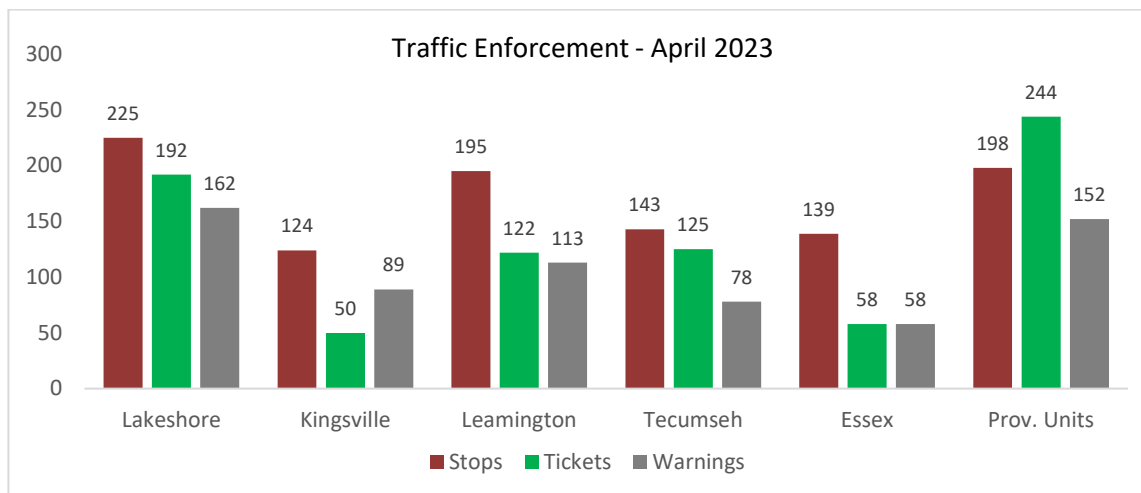


Provincial Offences¹²



- A **92.5% increase** in Provincial Offences in April 2023 compared to April 2022
- An average of **26.4 tickets/day in April 2023** compared to 13.7 tickets/day in April 2022
- Year-to-date, a 33.7% increase in Provincial Offences in 2023 (2,404) compared to 2022 (1,798)

Traffic Enforcement¹³



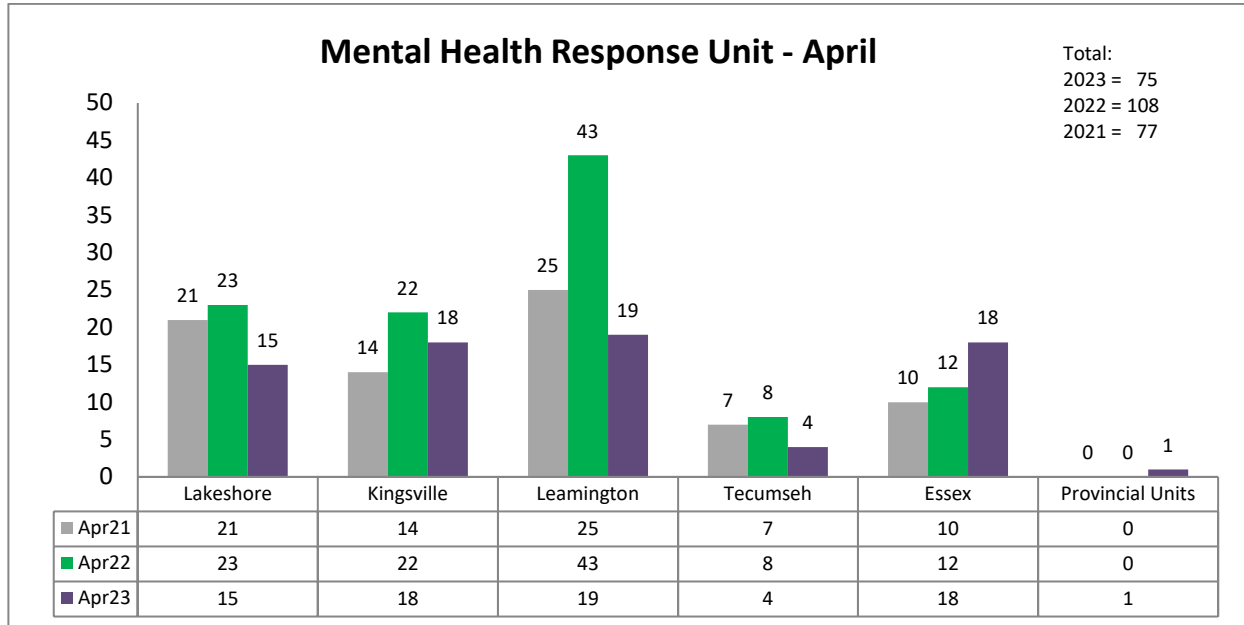
- An average of **34.1 recorded vehicle stops per day** (1,024 stops) in April 2023 compared to the 2022 average of 18.7 stops/day.

¹² Data Derived from Niche RMS and Historical Local Records 10May2023

¹³ Data Derived from Business Intelligence – CAD data 10May2023



MHRU Calls for Service¹⁴



- A **30.6% decrease** in MHRU calls in April 2023 compared to April 2022
- Youth Crisis Response Team (YMCRT) responded to **30 calls** in April 2023 and 95 calls year-to-date.
- Year-to-date an 1.3% decrease in MHRU calls in 2023 (461) compared to 2022 (467)

¹⁴ Data Derived from Niche 10May2023 Officer/Unit: 6E00MCRT



911 Misdial/Hang-up¹⁵

April	Lakeshore	Kingsville	Leamington	Tecumseh	Essex	Provincial Unit	TOTAL
2023	12	20	38	7	16	1	94

- An **14.6% increase** in 911 Misdial calls in April 2023 compared to April 2022 (82 Misdials)
- An average of **3.1 Misdials per day** in April 2023 compared to an average of 2.6 misdial calls in 2022.

False Alarm¹⁶

April	Lakeshore	Kingsville	Leamington	Tecumseh	Essex	Provincial Unit	TOTAL
2023	29	17	41	31	30	0	148

- An **18.7% decrease** in False Alarms in April 2023 compared to April 2022 (187 Alarms)
- An average of **4.9 Alarms per day** in April 2023 compared to an average of 5.3 Alarms per day in 2022.

R.I.D.E.¹⁷

April	Lakeshore	Kingsville	Leamington	Tecumseh	Essex	Provincial Unit	TOTAL
2023	23	4	12	8	8	1	56

Foot Patrol Hours¹⁸

April	Lakeshore	Kingsville	Leamington	Tecumseh	Essex	Provincial Unit	TOTAL
2023	29	132	70	134	60	0	425

Auxiliary Service Hours¹⁹

April	Lakeshore	Kingsville	Leamington	Tecumseh	Essex	Provincial Unit	TOTAL
2023	13	17	0	25	14	134	203

¹⁵ Data Derived from Niche RMS by Occurrence Type 10May2023

¹⁶ Data Derived from Niche RMS by Occurrence Type 10May2023

¹⁷ Data Derived from Niche RMS Occurrence Type 10May2023

¹⁸ Data Derived from DAR 10May2023

¹⁹ Data Derived from DAR 10May2023



Notable Investigations

Lakeshore	A 16 yr. old youth turned himself into police and has been charged with First Degree Murder following the death of a 12 yr. old boy. K9 Maximus assisted with an evidence search surrounding a rural property. Major Crime members continue an extensive investigation leading up to and including the events.
Kingsville	Officers responded to a Well-Being Check in 2022 for an elderly male who had not been seen in several weeks. Officers were given false information about his whereabouts and eventually located the male obviously deceased inside the home. A Major Crime investigation revealed the male had been moved and no medical attention sought. A 76 yr. old female has been charged with Indignity to a Body and Fail to Provide the Necessities of Life.
Leamington	A Missing Persons report in late 2022 lead to a Sex Trafficking investigation that resulted in 5 adults ranging from 23 -40 yrs. being charged with multiple offences including Assault, Traffick in Persons, Material Benefit from Trafficking Persons, Material Benefit from Sexual Services, Advertising Sexual Services and Procuring. All but one has been arrested and formally charged, some with the assistance of ROPE.
Tecumseh	Officers conducting patrol around a licenced establishment observed an intoxicated male attempting to fight a group of males. The male was warned by police and left on foot. The same male returned a short time later and attempted to drive a vehicle away. The officers intervened and as a result of that interaction, the 45 yr. old male has arrested and charged with Resist Peace Officer x2, Assault Peace Officer x2, Impaired Operation and Fail to Comply with Demand. His licence has been suspended for 90 days, and his vehicle impounded.
Essex	Officers responded to a complaint of a Failure to Comply with a Release Order involving a male attending an address in which he was prohibited. Days later, officers on routine patrol located the suspect vehicle and conducted a traffic stop. The 50 yr. old male was non-compliant and actively resisted arrest. As a result of these events, he was charged with Resist Peace Officer, Fail to Comply with Release Order x2 and Possess Schedule I Substance.

Municipality of Lakeshore Report to Police Services Board

Strategic & Legal Affairs



To: Chair & Members of the Police Services Board
From: Kristen Newman, Corporate Leader-Strategic & Legal Affairs
Date: May 26, 2023
Subject: Lakeshore Policing Contract

Recommendation

This report is for information.

Background

The *Police Services Act* (PSA) governs the delivery of policing throughout Ontario. The OPP is the default policing services provider in Ontario where a municipality has not chosen to create a municipal police force or a municipality has not entered into a contract for policing otherwise. Municipalities that enter into policing contracts with the OPP are referred to in the industry as acting under a section 10 agreement. Municipalities that do not have a municipal police force and that have the OPP as its police force by default are referred to as acting under section 5.1.

The PSA sets out the required standard for policing in Ontario: adequate and effective policing. Police services are required to perform community-based crime prevention work and conduct law enforcement on a 24 hour, 7 days per week basis. The standard is a requirement reflected in the section 10 contract, as well.

Lakeshore has contracted services for policing with the OPP. The current contract states the required standard which is governed by the PSA. Lakeshore has engaged the OPP for a 4 year period. The contract addresses the following:

- Assumption of liability by the OPP,
- Requirements of the Detachment Commander to act as the local police chief,
- Enforcement of by-laws by the OPP where mutually agreed upon,
- Service enhancement discussion framework,
- The billing process,
- Reviews of the billing process,
- Payment terms,
- Dispute resolution mechanisms, and
- Municipal role in detachment commander selection.

The contract does not address the actual cost of the police service because costs are billed on call for service basis.

How is Lakeshore billed for police services?

The policing contract does not set out pricing for policing. The OPP uses a province-wide billing model that includes base fees and calls for service annually. Estimates for police services are delivered to municipalities on an annual basis in advance of the year that is to be billed. Municipalities are billed for services throughout the year based on the estimate. After the completion of the year, the estimate is reconciled with the actual calls for service and the adjustment made in the next annual billing estimate. The annual billing estimate for 2023 is attached as attachment A.

Lakeshore Administration is arranging a joint training session in the coming months involving the Board and Council. That session will be conducted by the OPP to inform Board and Council Members about how the billing model works.

Comments

When considering the new contract, Council had 2 options available to it in order to ensure that it satisfies its obligation to the community to ensure a police service is in place in Lakeshore.

Lakeshore had 2 options available to it:

- 1) Elect to enter into a new contract with the OPP (continue the section 10 relationship); or
- 2) Default to OPP Policing (section 5.1 relationship).

The OPP provided a chart describing the differences in the 2 options (attachment B). The most significant benefits to Lakeshore are gained through engaging in a contract. This permits certainty around having a police force in Lakeshore and engaging in a standard at which policing shall be delivered. Also, there is an added financial benefit of having greater access to grants available for RIDE programs to help fund RIDE programs in the community. Lakeshore would also be able to access service enhancements, if it wished to do so. Lakeshore does not currently have any service enhancements. It is understood that the contract model will be changing with the coming into force of changes to the PSA but it is not known when this is to occur.

Lakeshore has engaged in a 4 year contract at minimum to ensure stability in policing. A 4 year term will enable Council time to contemplate whether it wishes for any service enhancements in future years and allow for Administration to work with OPP to explore such enhancements and budget accordingly for them. Also, in the event that Lakeshore

wished to explore alternative police servicing models, Administration would require specific Council direction and time to conduct such a review.

Financial Implications for 2023

The 2023 billing estimate is \$4,836,837.

Others Consulted

Ontario Provincial Police

Attachments

A - Contract

B - Options Chart

C - 2023 Billing Estimate

The term of this Agreement is effective as of the 01st day of January 2023.

**AGREEMENT FOR THE PROVISION OF POLICE SERVICES
UNDER SECTION 10 OF THE *POLICE SERVICES ACT*, R.S.O. 1990, c. P.15, as am.**

BETWEEN:

**HIS MAJESTY THE KING IN RIGHT OF ONTARIO AS REPRESENTED BY THE
SOLICITOR GENERAL**

(“Ontario”)

OF THE FIRST PART

AND:

**MUNICIPALITY OF LAKESHORE
(the “Municipality”)**

OF THE SECOND PART

RECITALS:

- (a) Under s. 4(1) of the *Police Services Act*, R.S.O. 1990, c. P.15, as am., the Municipality is required to provide adequate and effective police services in accordance with its needs;
- (b) Under s. 5 of the *Police Services Act*, the Municipality's responsibility for providing police services may be discharged by entering into an Agreement with the Solicitor General under s. 10 of the Act;
- (c) The Municipality has expressed its intent to provide police services, in pursuance of its responsibilities under s. 5 of the *Police Services Act*, by means of this Agreement, as evidenced by by-law 98-2022, dated the 13th Day of December, 2022 and by-law 5-2023 dated January 10, 2023 (attached as Schedule “A”);
- (d) This Agreement reflects the intent of the parties to provide an adequate and effective level of police services for the Municipality as set out in the "Contract Policing Proposal," dated November 28, 2022 (attached as Schedule “B”);

NOW THEREFORE, in consideration of the premises and covenants herein, the parties agree as follows:

1. The parties warrant that the recitals are true.

Definitions

2. In this Agreement:

- (a)** “Annual Billing Statement” means a statement prepared by Ontario and submitted to the Municipality for review and approval which contains:
 - (i) the Municipality's policing costs for the year following the year in which the statement is prepared, based on an estimate of salary, benefits, overtime, shift premium, statutory holiday payouts, prisoner transportation, court security (if applicable), and accommodation/cleaning (if applicable); and
 - (ii) a year-end adjustment reconciling salary, benefits, overtime, shift premium, statutory holiday payouts, prisoner transportation, court security (if applicable), and accommodation/cleaning (if applicable) costs to those billed for the preceding year.
- (b)** “Board” means Municipality of Lakeshore Police Services Board.
- (c)** “Commissioner” means the Commissioner of the O.P.P.
- (d)** “Detachment Commander” means the O.P.P. officer in charge of Essex Detachment.

General Provisions

- 3.** Ontario shall provide adequate and effective police services in accordance with the needs of the Municipality in compliance with the terms and conditions of the Agreement. The Municipality shall pay Ontario for the police services provided under this Agreement in accordance with this Agreement.
- 4.** The Commissioner shall ensure that the Detachment Commander responds appropriately to the Board's objectives and priorities for police services, developed after consultation with the Detachment Commander, pursuant to s. 10(9)(b) of the *Police Services Act*.
- 5.** The Commissioner shall cause the Detachment Commander or his or her designate to report to the Board at mutually agreed upon intervals in accordance with the *Police Services Act* regarding the provision of police services in and for the Municipality. The O.P.P. will determine the information to be contained in the reports and the format in which they will be provided.
- 6. (a)** For the purposes of s. 10(6) of the *Police Services Act*, the O.P.P. shall provide police services to the Municipality, including the enforcement of mutually agreed upon by-laws. The parties shall review this part of the agreement annually, with a view to revising or updating the list of by-laws requiring O.P.P. enforcement.

- (b) Any by-law violations in relation to; building codes, or animal control will not form part of this agreement.
- 7. The parties agree that sections 132 and 133 of the *Police Services Act* will be applied as if the Essex Detachment of the O.P.P. was a municipal police force, and as if the Detachment Commander was a Chief of Police.

Service Levels

- 8.
 - (a) Ontario shall cause the Commissioner to assign police officers and other persons to duties relating to the police services in and for the Municipality so as to provide the municipality adequate and effective policing services.
 - (b) Where the Municipality receives dedicated enhancement positions, it shall be responsible for all costs associated with those dedicated resources. In the event that the Municipality decides to reduce the number of enhancement positions, it shall provide Ontario with at least one year's prior written notice and shall be responsible for all costs associated with such reduction.

Liability of Ontario

- 9. The O.P.P. shall be liable for any damages that may arise as a result of any negligent acts or omissions of its members in the performance of this Agreement.

Provincial Services Usage

- 10. The O.P.P. as legislated by the *Police Services Act*, must be capable of providing provincial level response that can be mobilized for emergencies, disaster or specialized needs. The O.P.P. may meet this requirement by deploying resources that normally would be assigned to the Detachment that serves the Municipality. The O.P.P. shall ensure that in the event resources are deployed to a situation requiring provincial level response, appropriate resources remain available to the Detachment to provide adequate and effective policing to the Municipality. The use of O.P.P. officers in cases where there is a provincial obligation to respond will be accounted for as part of the billing model.

Equipment and Facilities

- 11. Ontario shall supply or cause to be supplied all vehicles and equipment reasonably necessary and appropriate for the use of the O.P.P. in providing police services under this Agreement.
- 12. The parties will enter into negotiations concerning the provision and payment of appropriate buildings and rental agreements, including, but not limited to, location, leasehold improvements, and capital costs, where applicable.

Adequacy Standards Regulation

13. The O.P.P. shall undertake and be responsible for ensuring that all mandatory standards of adequate and effective police services as required by *Ontario Regulation 3/99* under the *Police Services Act* are met and maintained.
14. The Detachment Commander shall provide the Board with reasonable documentation, as agreed upon between the Board and the O.P.P., to allow the Board to evaluate the services and satisfy itself that adequate and effective standards and policies are in place.
15. It shall be the responsibility of the Board to monitor the delivery of police services to ensure that the provisions of the *Ontario Regulation 3/99* under the *Police Services Act* are satisfied on an ongoing basis.

Cost of Police Services

16. (a) On or before October 01st in each year, Ontario shall prepare and deliver to the Municipality for review and approval, the Annual Billing Statement for the following year, together with sufficient documentation and information reasonably necessary to explain and support the billing.
- (b) The Municipality shall review the Annual Billing Statement upon receipt and, within 90 days of such receipt, shall approve the Annual Billing Statement or deliver to Ontario a request to review the Annual Billing Statement.
17. (a) In the event that the Municipality fails to approve or request a review of the Annual Billing Statement within 90 days of receipt, the Municipality shall be deemed to have approved the Annual Billing Statement.
- (b) In the event that the Municipality requests a review of the Annual Billing Statement as provided in this paragraph, the Annual Billing Statement shall be approved, or amended and approved in accordance with Section 18.
18. Where the Municipality has delivered to Ontario a request to review the Annual Billing Statement, Ontario shall carry it out expeditiously, and Ontario shall cooperate to permit such a review to be carried out. If the parties are unable to agree on the Annual Billing Statement, either party may submit the matter to the dispute resolution mechanisms set out in paragraphs 22 and 23. In the event that the Municipality delivers a request to review to Ontario, the Annual Billing Statement shall be deemed to apply during the period of review.
19. The Municipality shall make monthly installment payments to Ontario due no later than 30 days following receipt by the Municipality of each monthly invoice, each one being one twelfth of the Annual Billing Statement for that year. Any amounts which have become due and owing shall bear interest at the rate set by the Minister of Finance from time to time.

20. Ontario shall keep all records, statements of account, invoices and any other such documents necessary to support the Annual Billing Statement, and all such records shall be kept for a period of seven years. Ontario shall permit the Municipality, upon notice to Ontario, to examine all such records and books of account and conduct a review of the Annual Billing Statement.
21. Upon the approval or deemed approval of the Annual Billing Statement, as provided in this Agreement, adjustments shall be made in the amounts paid by the Municipality by installment so that (i) the total amount paid in respect of the preceding year is equal to the amount shown on the approved Annual Billing Statement and (ii) the installments for the year following the year in which the statement is prepared are each equal to one twelfth of the approved Annual Billing Statement. Any amounts payable by one party to the other shall be paid to the appropriate party in the remaining monthly billings for the year following the year in which the statement is prepared.

Dispute Resolution Mechanisms

22. (a) The provisions of this paragraph apply in the event of a dispute between the Municipality and Ontario concerning financial and related issues arising out of the interpretation, application, administration, or alleged violation of this Agreement (“Financial Disputes”) or between the Board and the O.P.P. concerning policing issues arising out of the interpretation, application, administration, or alleged violation of this Agreement (“Policing Disputes”).
 - (b) In the event that a dispute arises, the Detachment Commander, or representative, and the Municipality or the Board, as the case may be, or their representative, shall meet within 30 days of such dispute arising, and use all best good faith efforts to resolve the dispute.
 - (c) If the dispute remains unresolved, the Regional Commander, or representative, and the Municipality or the Board, as the case may be, or representative, shall meet and use all best good faith efforts to resolve the dispute.
 - (d) If the dispute remains unresolved, the Commissioner, or Deputy Commissioner, and the Municipality or the Board, as the case may be, or representative, shall meet and use all best good faith efforts to resolve the dispute.
 - (e) If a Financial Dispute remains unresolved, the issue may be referred to mediation by either party, and each party shall use all good faith efforts to resolve the dispute.
23. (a) Financial Disputes that cannot be resolved through any of the methods described within paragraph 22, may be referred to and settled by binding arbitration. The provisions of the *Arbitration Act, 1991* shall apply to any such arbitration, unless otherwise indicated below:
 - (i) The language of the arbitration shall be English.

- (ii) The place of the arbitration shall be the Town of Lakeshore.
 - (iii) Each party agrees that the arbitration shall be conducted in a summary manner to ensure a full hearing in a cost effective and efficient manner.
 - (iv) Each party shall make prompt full disclosure to the other and, subject to the availability of an arbitrator the arbitration shall be commenced within 30 days of the conclusion of the meeting with the Commissioner, or the mediator, if applicable.
 - (v) Each party shall be responsible for its own legal expenses and for an equal share of the fees and expenses of the arbitration and any other related expenses. Section 54 of the *Arbitration Act* shall not apply; the arbitrator shall have no right to make an award relating to costs.
 - (vi) The parties shall have no right of appeal to a final decision of an arbitrator.
- (b)** Policing Disputes shall not be subject to mediation or arbitration.
- (c)** Neither party shall be entitled to proceed to mediation or arbitration until all of the meetings referred to in paragraphs 22 have been held, and each party undertakes to exert all best good faith efforts to resolve the dispute in those meetings.
- (d)** Mediations or arbitrations of disputes conducted under this Agreement shall remain closed to the public. All parties to any dispute shall keep all details, admissions or communications made in the course of the dispute resolution process strictly confidential, nor shall such information be admissible in any legal proceeding, except as follows:
- (i) on consent of all parties;
 - (ii) as may be ordered by a court of competent jurisdiction;
 - (iii) the final decision of the arbitrator may be released.
- (e)** Each of the meetings outlined in paragraph 22 shall be commenced no earlier than 15 days, and concluded no more than 30 days, from the conclusion of the prior stage unless the parties otherwise agree.
- (f)** Notwithstanding any of the above provisions, nothing in this Agreement shall be construed so as to give the Municipality or the Board the right to alter any policy of the O.P.P. or the Ministry. Nothing in this Agreement shall be construed so as to give the Municipality or the Board, the right to supercede or vary the duties and obligations of the Solicitor General pursuant to s. 3(2) of the *Police Services Act*, or of the Commissioner pursuant to s. 17 and s. 41 of the *Police Services Act*, and further, the rights of the Municipality and the Board pursuant to the Agreement are subject to the Municipality's obligations under s. 4 of the *Police Services Act*.

Detachment Commander Selection

24. The Detachment Commander shall be selected from a short-listed pool of candidates as determined by the OPP in accordance with its relevant provincial policies. Following the formulation of the short-list, a joint committee consisting of Board members and persons nominated by the Commissioner, shall select the successful candidate in accordance with the process set out in the OPP's provincial policies.

Notice

25. Any notice, statement, invoice or account to be delivered or given by any of the below listed groups to any other of them shall be delivered to such groups using the delivery methods as listed below. Any notice, statement, invoice or account sent by mail shall be deemed to be received on the third day following the date of mailing unless shown to the contrary, and if sent by fax or by email, it shall be deemed to be received on the date it was sent. Any group may change its contact information by giving notice provided herein:
- (a) by mail to Ontario addressed to: The Solicitor General, 25 Grosvenor Street, 11th Floor, Toronto, Ontario, M7A 1Y6, or by fax to (416) 325-6067
 - (b) by mail to the Commissioner addressed to: The Commissioner, Ontario Provincial Police, 777 Memorial Avenue, Orillia, Ontario, L3V 7V3, to the attention of the Manager, Municipal Policing Bureau, by fax to (705) 330-4191, or by email to opp.municipalpolicing@opp.ca
 - (c) by mail to the Municipality addressed to: The Mayor, of the Municipality of Lakeshore 419 Nortre Dame Street , Belle River, Ontario, N0R 1A0, or by fax to (519) 728-4577
 - (d) by mail to the Board addressed to: Municipality of Lakeshore Police Services Board, 419 Nortre Dame Street , Belle River, Ontario, N0R 1A0, or by fax to (519) 728-9530

Commencement and Termination of Agreement

26. Notwithstanding the date upon which this Agreement is signed, the term of this Agreement shall commence on the 01st day of January 2023, and shall conclude on the earlier of (i) December 31, 2026 or (ii) the date that the *Community Safety and Policing Act*, 2019 comes into force.

Either party to this Agreement may terminate this Agreement upon one year written notice of termination to the other party, in which case this Agreement shall terminate one year following the delivery of such notice. Should a notice to terminate be given, the Municipality shall continue to be obligated to pay for the cost of providing police services under this contract to, and including the date of such termination and Ontario shall continue to be responsible to provide the services outlined in this Agreement.

Should the Municipality's designated responsibility to provide policing under the *Police Services Act* be changed, either by statute or government interpretation, the Municipality maintains its right upon being so informed to give written notice of its intention to terminate this Agreement forthwith.

Entire Agreement

29. This Agreement and the schedules attached constitute the entire Agreement between the parties, and there are no representations, warranties, collateral agreements or conditions affecting this Agreement or the relationship of the parties or supported hereby other than as expressed herein in writing. Any amendment to this Agreement must be in writing, duly executed by the parties.

IN WITNESS WHEREOF, the Municipality has affixed its Corporate Seal attested by the signature of its duly authorized signing officers, and the Deputy Solicitor General, Community Safety has personally signed this Agreement to be effective as of the date set out herein.


FOR ONTARIO

Deputy Solicitor General, Community Safety

FOR THE MUNICIPALITY

Municipality of Lakeshore

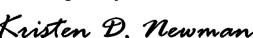
DocuSigned by:



CAN788BF7D8144F...

Mayor

DocuSigned by:



3769F843A0E425...

Clerk

Date signed by the Municipality 3/1/2023

SCHEDULE “A”

BY-LAW OF THE MUNICIPAL COUNCIL

Municipality of Lakeshore

By-law 98-2022

Being a By-law to Delegate Authority to the Mayor and Clerk to Execute an Agreement for the Provision of Police Services

Whereas pursuant to section 11(2)7 of the *Municipal Act, 2001*, S.O. 2001, c. 25, authorizes a municipality to pass by-laws respecting services and things that the municipality is authorized to provide;


And whereas section 23.1 of the *Municipal Act, 2001* authorizes Council to delegate its power and duties;

And whereas Council passed resolution #382-11-2022 directing the Corporate Leader – Strategic & Legal Affairs, in consultation with the Corporate Leader – Chief Financial Officer, to negotiate a 4-year contract with the Ontario Provincial Police and authorize the Mayor and Clerk to sign the agreement, as recommended by the Corporate Leader – Strategic & Legal Affairs at the November 29, 2022 Council meeting;


Now therefore the Council of the Municipality of Lakeshore enacts as follows:

1. The Mayor and the Clerk are delegated the authority to execute an agreement with the Ontario Provincial Police with form and content approved by the Corporate Leader – Strategic & Legal Affairs, in consultation with the Corporate Leader – Chief Financial Officer.
2. The delegated authority described in section 1 includes the authority to execute any related amendments or agreements in furtherance of this agreement.
3. In the event of a conflict between this by-law and another by-law, this by-law prevails.
4. The delegation in this by-law is subject to any restrictions on such delegation under the *Municipal Act, 2001*, S.O. 2001, c.25 or any other Act.
5. This By-law comes into force and effect upon passage.

Read and passed in open session on December 13, 2022.



Mayor
Tracey Bailey



Clerk
Kristen Newman

Municipality of Lakeshore

By-law 5-2023

Being a By-law to Amend By-law 98-2020 being a By-law to Delegate Authority to the Mayor and Clerk to Execute an Agreement for the Provision of Police Services

Whereas pursuant to section 11(2)7 of the *Municipal Act, 2001*, S.O. 2001, c. 25, authorizes a municipality to pass by-laws respecting services and things that the municipality is authorized to provide;

And whereas section 23.1 of the *Municipal Act, 2001* authorizes Council to delegate its power and duties;

And whereas Council passed resolution #382-11-2022 directing the Corporate Leader – Strategic & Legal Affairs, in consultation with the Corporate Leader – Chief Financial Officer, to negotiate a 4-year contract with the Ontario Provincial Police and authorize the Mayor and Clerk to sign the agreement, as recommended by the Corporate Leader – Strategic & Legal Affairs at the November 29, 2022 Council meeting;

And whereas Council approved By-law 98-2022, Being a By-law to Delegate Authority to the Mayor and Clerk to Execute an Agreement for the Provision of Police Services, to authorize execution of an agreement with the Ontario Provincial Police at the December 13, 2022 Council meeting;

And whereas it is necessary to amend the by-law to authorize execution of an agreement with His Majesty the King in right of Ontario as represented by the Solicitor General in lieu of the Ontario Provincial Police;


Now therefore the Council of the Municipality of Lakeshore enacts as follows:

- 1. Section 1 of By-law 98-2022 is repealed and replaced with the following:


“1. The Mayor and the Clerk are delegated the authority to execute an agreement with the His Majesty the King in right of Ontario as represented by the Solicitor General with form and content approved by the Corporate Leader – Strategic & Legal Affairs, in consultation with the Corporate Leader – Chief Financial Officer.”

- 2. This By-law comes into force and effect upon passage.

Read and passed in open session on January 10, 2023.



Mayor
Tracey Bailey



Clerk
Kristen Newman

SCHEDULE “B”

PROPOSAL FOR POLICE SERVICES



Municipality of Lakeshore

Contract Policing Proposal

Prepared by: Sergeant Rob Griffin
Ontario Provincial Police
Municipal Policing Bureau

Date: November 28, 2022

Table of Contents

Executive Summary	3
2023 Annual Billing Statement	5
OPP Contacts	6

Executive Summary

The Ontario Provincial Police (OPP) has over 100 years of experience in providing effective community-based policing and protection throughout Ontario. The OPP has provided municipal police services under contract for over 70 years and currently maintains contracts with over 140 communities across Ontario.

The Municipality of Lakeshore requested a contract proposal for OPP municipal policing. This proposal is based on the OPP Billing Model, with the town paying an amount equal to the sum of its allocated portion of the OPP's total municipal policing Base and Calls for Service costs, as well as the costs for Overtime, Prisoner Transportation, Court Security, and Accommodation/Cleaning Services as applicable. Where a municipality chooses to receive police services from the OPP pursuant to a contract, the OPP will provide the level of police services required to provide adequate and effective policing, including providing the services set out in Regulation 3/99, Adequacy and Effectiveness of Police Services under the *Police Services Act*.

This proposal reflects the integrated policing concept, incorporating a police services contract for the Municipality of Lakeshore with OPP highway patrol services and provincial responsibilities under one administration. The Essex OPP Detachment will remain as the Administration/Operations Centre. The resources will be deployed to the municipality from this facility.

The Essex OPP Detachment Commander will be responsible to oversee all aspects of service delivery. The detachment management including Staff Sergeant(s) and Sergeant / Platoon Leaders as applicable will provide assistance and supervision to members of the Essex Detachment.

It is the intent to maintain all existing community service programs and community policing committees, in consultation with the Police Services Board.

Any new community service program considered may be implemented after consultation with the Municipality of Lakeshore Council, the Municipalities Police Services Board and the Essex OPP Detachment Commander.

When a municipality chooses to receive police services from the OPP under contract, the OPP will ensure that the municipality receives adequate and effective police services in accordance with the *Police Services Act* and Regulations. The shared infrastructure of the OPP broadens local access to resources, expertise, solutions, training and management without duplicating services. The Municipality of Lakeshore will continue to benefit as additional staff are readily available from within the Essex OPP Detachment as well as neighboring detachments and regions, should the need arise.

The Municipality of Lakeshore will be required to maintain a Police Services Board, as mandated by Section 10 of the *Police Services Act* that will generally determine objectives and priorities for police services within the community, after consultation with the Detachment Commander. The Commissioner is committed to ensuring that the Detachment Commander of the Essex OPP Detachment responds appropriately to the Board's advice and priorities in a manner consistent with the Board's identified concerns, expectations and needs.

It is long-standing OPP policy and practice to be accountable to the communities we serve. The Commander of the Essex OPP Detachment, or designee, will report to the Police Services Board on a regular basis, as per the direction of the Board. The OPP is experienced in being accountable to the municipalities we serve. With over 100 contracts currently in place and future contracts pending, there is great emphasis placed on OPP accountability to Police Services Boards.

The OPP is required to provide provincial level emergency response that can be mobilized in times of

emergency, disaster or a specialized investigative need. The OPP meets such emergent needs, on an on-call, as-needed basis, by deploying small numbers of officers from multiple locations and assignments, both provincial and municipal. During such times, the OPP is responsible to ensure that appropriate resources remain in place to make certain the municipality receives adequate and effective police services in accordance with the *Police Services Act* and Regulations. The use of OPP officers in cases where there is a provincial obligation to respond will be accounted for as part of the billing model.

If the Municipality of Lakeshore chooses to accept an OPP contract for its policing service, the Essex OPP Detachment Commander will assign resources, focusing on meeting the Town's unique policing needs.

Value for the Municipality of Lakeshore:

- Assurance of adequacy and effectiveness of police services;
- Dedication to resolving community issues through local involvement and community policing committees;
- Availability of additional staffing support from neighbouring detachments, regional headquarters and general headquarters;
- Work with the Detachment Commander in determining the local policing priorities and objectives through the Municipalities Police Services Board; and
- Seamless access to comprehensive police services and infrastructure.

The estimated policing cost for 2023 associated to this proposal as presented in the Annual Billing Statement is **\$4,836,837**. This amount is reflective of the most current cost estimates under the OPP Billing Model, exclusive of the year-end adjustments.

The year-end adjustment for the year 2021 totalling **\$13,145** is listed separately from the 2023 estimated cost, but forms part of the Grand Total Billing as shown near the bottom of the Annual Billing Statement.

Not included in this proposal are:

- The cost of maintaining the Police Services Board
- Any applicable revenues accruing to the municipality as a result of police activity

OPP 2023 Annual Billing Statement**Lakeshore M****Estimated costs for the period January 1 to December 31, 2023**Please refer to www.opp.ca for 2023 Municipal Policing Billing General Information summary for further details.

			Cost per Property \$	Total Cost \$
Base Service	Property Counts			
	Household	15,108		
	Commercial and Industrial	491		
	Total Properties	15,599	165.66	2,584,161
Calls for Service				
	Total all municipalities	178,576,909		
	Municipal portion	1.1494%	131.58	2,052,499
Overtime			11.66	181,926
Prisoner Transportation	(per property cost)		1.17	18,251
Total 2023 Estimated Cost			310.07	4,836,837
2021 Year-End Adjustment				13,145
Grand Total Billing for 2023				4,849,981
2023 Monthly Billing Amount				404,165

OPP Contacts

Please forward any questions or concerns to Inspector Angela Ferguson, Detachment Commander, Essex Detachment, or Sergeant Rob Griffin, Municipal Policing Specialist, Municipal Policing Bureau, OPP General Headquarters.

Inspector Angela Ferguson (519) 723-2493

Sergeant Rob Griffin (705) 619-1160

Police Services Act (1990) s.10 vs. s.5.1. comparison

The table below illustrates some of the differences between Section 10 and Section 5.1 *Police Services Act (PSA)* OPP policing arrangements:

COMPARATOR	S. 10 PSA – CONTRACT	S. 5.1 PSA – NON CONTRACT
1. Civilian Governance Model	Police Services Board – mandatory pursuant to 10(2) PSA	Community Policing Advisory Committee – discretionary 5.1(4) PSA
2. Objectives and priorities for delivery of police services within the municipality	Determined by Board after consultation with the detachment commander – 10(9) (b) PSA	Advisory role for CPAC for objectives and priorities for police services in municipality – 5.1(6) PSA
3. Policy for the effective management of the police force	Local policy established by Board after consultation with the detachment commander – 10(9) (c) PSA	No defined role in PSA
4. Selection of the detachment commander	Participate in the selection of the detachment commander – 10(9) (a) PSA	OPP attempts to involve s. 5.1 PSA integrated detachment municipalities in the selection – no legislated requirement
5. Evaluation of the detachment commander	Monitor performance of detachment commander – 10(9) (d) PSA	No defined role in PSA
6. Maintenance of a complaints system	Review the detachment commander's administration of the complaint system and receive regular reports – 10(9) (f) PSA	No defined role in PSA
7. Monitor secondary activities of the police force members	The detachment commander provides regular reports to board on decisions made on secondary activities – 10(9) (e) PSA	No defined role in PSA
8. Ministry Support Funding*	Eligible for some programs such as RIDE grants	Limited eligibility
9. Revenue from sale of found / recovered property and Fees recouped from sale of reports, security checks	Provided to municipality in a method agreed to locally	Credited to municipality annually
10. By-law enforcement	Mutually agreed upon by-law enforcement as specified in the agreement – 10(6) PSA	19(2) PSA – OPP have no defined responsibility regarding municipal by-law enforcement
11. Enhancements	Available upon request for an additional cost	Not available
12. Billing	Invoice dated the middle of the month of service, payment due in 30 days (e.g. Jan bill dated middle of Jan, due middle of Feb).	Invoice dated the end of the following month of service, payment due in 30 days (e.g. Jan bill dated end of Feb, due end of Mar).

* Visit Ministry of Community Safety and Correctional Services page for more info on Grants

<https://www.mcscs.jus.gov.on.ca/english/Policing/ProgramDevelopment/PSDGrantsandInitiatives.html>

Should you have any questions or concerns, please contact OPP Municipal Policing Bureau at OPP.MunicipalPolicing@opp.ca or (705) 329-6200.



OPP Contract Renewal Process

**Current contract expires
December 31st, 2022**

Option for Extension
Current **s.10 contract**
extended for a
1 or 2 year Amending
Agreement term

Option for Full Renewal
of **s.10 contract** with a
3. 4. 5 or 6 year term

Option for Reversion to
s.5.1 non-contract
agreement on
January 1st, 2023 which
will remain in effect until
the CSPA comes into force.

For the **s.10 options**, in the agreement the contract
will conclude on either the expiry date or
when the CSPA comes into effect.

Municipality decides on terms of agreement and advises OPP.

OPP will draft agreement. Municipality then confirms and By-Law is passed.

OPP drafts final agreement, Municipality signs and seals agreement.

OPP processes final agreement with the Ministry of Solicitor General's Office.

OPP 2023 Annual Billing Statement

Lakeshore M

Estimated costs for the period January 1 to December 31, 2023

Please refer to www.opp.ca for 2023 Municipal Policing Billing General Information summary for further details.

			Cost per Property \$	Total Cost \$
Base Service	Property Counts			
	Household	15,108		
	Commercial and Industrial	491		
	Total Properties	<u>15,599</u>	165.66	2,584,161
Calls for Service	(see summaries)			
	Total all municipalities	178,576,909		
	Municipal portion	1.1494%	131.58	2,052,499
Overtime	(see notes)		11.66	181,926
Prisoner Transportation	(per property cost)		<u>1.17</u>	<u>18,251</u>
Total 2023 Estimated Cost			<u>310.07</u>	<u>4,836,837</u>
2021 Year-End Adjustment	(see summary)			13,145
Grand Total Billing for 2023				<u>4,849,981</u>
2023 Monthly Billing Amount				404,165

OPP 2023 Annual Billing Statement

Lakeshore M

Estimated costs for the period January 1 to December 31, 2023

Notes to Annual Billing Statement

- 1) **Municipal Base Services and Calls for Service Costs** - The costs allocated to municipalities are determined based on the costs assigned to detachment staff performing municipal policing activities across the province. A statistical analysis of activity in detachments is used to determine the municipal policing workload allocation of all detachment-based staff as well as the allocation of the municipal workload between base services and calls for service activity. For 2023 billing purposes the allocation of the municipal workload in detachments has been calculated to be 50.5 % Base Services and 49.5 % Calls for Service. The total 2023 Base Services and Calls for Service cost calculation is detailed on the Base Services and Calls for Service Cost Summary included in the municipal billing package.
- 2) **Base Services** - The cost to each municipality is determined by the number of properties in the municipality and the standard province-wide average cost per property of \$165.66 estimated for 2023. The number of municipal properties is determined based on MPAC data. The calculation of the standard province-wide base cost per property is detailed on Base Services and Calls for Service Cost Summary included in the municipal billing package.
- 3) **Calls for Service** - The municipality's Calls for Service cost is a proportionate share of the total cost of municipal calls for service costs calculated for the province. A municipality's proportionate share of the costs is based on weighted time standards applied to the historical billable calls for service. The municipality's total weighted time is calculated as a percentage of the total of all municipalities.
- 4) **Overtime** - Municipalities are billed for overtime resulting from occurrences in their geographic area and a portion of overtime that is not linked specifically to a municipality, such as training. Municipalities are not charged for overtime identified as a provincial responsibility. The overtime activity for the calendar years 2018, 2019, 2020 and 2021 has been analyzed and averaged to estimate the 2023 costs. The costs incorporate the estimated 2023 salary rates and a discount to reflect overtime paid as time in lieu. The overtime costs incurred in servicing detachments for shift shortages have been allocated on a per property basis based on straight time. Please be advised that these costs will be reconciled to actual 2023 hours and salary rates and included in the 2025 Annual Billing Statement.
- 5) **Court Security and Prisoner Transportation (CSPT)** - Municipalities with court security responsibilities in local courthouses are billed court security costs based on the cost of the staff required to provide designated court security activities. Prisoner transportation costs are charged to all municipalities based on the standard province-wide per property cost. The 2023 costs have been estimated based on the 2021 activity levels. These costs will be reconciled to the actual cost of service required in 2023.

There was no information available about the status of 2023 Court Security Prisoner Transportation Grant Program at the time of the Annual Billing Statement preparation.
- 6) **Year-end Adjustment** - The 2021 adjustment accounts for the difference between the amount billed based on the estimated cost in the Annual Billing Statement and the reconciled cost in the Year-end Summary. The most significant year-end adjustments are resulting from the cost of actual versus estimated municipal requirements for overtime, contract enhancements and court security.

OPP 2023 Estimated Base Services and Calls for Service Cost Summary
Estimated Costs for the period January 1, 2023 to December 31, 2023

Salaries and Benefits	Positions	Base	Total Base Services and Calls for Service		Base Services	Calls for Service
			FTE	%		
			\$/FTE		\$	\$
Uniform Members	Note 1					
Inspector	25.64	100.0	168,322		4,315,781	-
Staff Sergeant-Detachment Commander	9.73	100.0	150,818		1,467,464	-
Staff Sergeant	35.10	100.0	140,922		4,946,367	-
Sergeant	220.08	50.5	126,129		27,758,391	13,729,102
Constable	1,623.19	50.5	107,709		174,832,740	86,469,066
Part-Time Constable	11.74	50.5	86,136		1,011,235	500,449
Total Uniform Salaries	1,925.48				214,331,978	100,698,618
Statutory Holiday Payout			4,764		9,116,603	4,342,884
Shift Premiums			1,111		2,061,210	1,019,444
Uniform Benefits - Inspector			28.23%		1,218,345	-
Uniform Benefits - Full-Time Salaries			31.57%		65,982,867	31,632,562
Uniform Benefits - Part-Time Salaries			15.55%		157,247	77,820
Total Uniform Salaries & Benefits					292,868,250	137,771,327
Detachment Civilian Members	Note 1					
Detachment Administrative Clerk	171.79	50.5	67,806		11,648,405	5,760,804
Detachment Operations Clerk	1.86	50.5	64,114		119,253	58,985
Detachment Clerk - Typist	0.32	50.5	58,491		18,717	9,359
Court Officer - Administration	22.43	50.5	69,141		1,550,836	766,775
Crimestoppers Co-ordinator	0.80	50.5	64,554		51,643	25,822
Total Detachment Civilian Salaries	197.20				13,388,854	6,621,744
Civilian Benefits - Full-Time Salaries			32.15%		4,304,516	2,128,891
Total Detachment Civilian Salaries & Benefits					17,693,370	8,750,635
Support Costs - Salaries and Benefits	Note 2					
Communication Operators			6,698		12,896,865	6,145,147
Prisoner Guards			2,074		3,993,446	1,902,812
Operational Support			5,604		10,790,390	5,141,446
RHQ Municipal Support			2,713		5,223,827	2,489,069
Telephone Support			131		252,238	120,187
Office Automation Support			680		1,309,326	623,873
Mobile and Portable Radio Support			250		484,305	230,818
Total Support Staff Salaries and Benefits Costs					34,950,397	16,653,352
Total Salaries & Benefits					345,512,017	163,175,314
Other Direct Operating Expenses	Note 2					
Communication Centre			147		283,046	134,867
Operational Support			991		1,908,151	909,203
RHQ Municipal Support			122		234,909	111,930
Telephone			1,496		2,880,518	1,372,520
Mobile Radio Equipment Repairs & Maintenance			56		108,484	51,703
Office Automation - Uniform			2,282		4,393,945	2,093,644
Office Automation - Civilian			1,490		293,828	145,320
Vehicle Usage			8,999		17,327,395	8,256,223
Detachment Supplies & Equipment			406		781,745	372,489
Uniform & Equipment			2,105		4,077,848	1,943,483
Uniform & Equipment - Court Officer			921		20,658	10,214
Total Other Direct Operating Expenses					32,310,526	15,401,595
Total 2023 Municipal Base Services and Calls for Service Cost					\$ 377,822,543	\$ 178,576,909
Total OPP-Policed Municipal Properties						1,202,724
Base Services Cost per Property						\$ 165.66

OPP 2023 Estimated Base Services and Calls for Service Cost Summary

Estimated Costs for the period January 1, 2023 to December 31, 2023

Notes:

Total Base Services and Calls for Service Costs are based on the cost of salary, benefit, support and other direct operating expenses for staff providing policing services to municipalities. Staff is measured in full-time equivalent (FTE) units and the costs per FTE are described in the notes below.

- 1) Full-time equivalents (FTEs) are based on average municipal detachment staffing levels for the years 2018 through 2021. Contract enhancements, court security, prisoner transportation and cleaning staff are excluded.

The equivalent of 88.91 FTEs with a cost of \$15,713,060 has been excluded from municipal costs to reflect the average municipal detachment FTEs required for provincially-mandated responsibilities eligible for Provincial Service Usage credit.

Salary rates are based on weighted average rates for municipal detachment staff by rank, level and classification. The 2023 salaries were estimated based on the 2022 rates set in the 2019 to 2022 OPPA Uniform and Civilian Collective Agreements with an estimated overall general salary rate increase of 1.0% for 2023 applied. The benefit rates are based on the most recent rates set by the Treasury Board Secretariat, (2022-23). Statutory Holiday Payouts, Shift Premiums, and Benefit costs are subject to reconciliation.

FTEs have been apportioned between Base Services and Calls for Service costs based on the current ratio, 50.5% Base Services : 49.5% Calls for Service.

- 2) Support Staff Costs and Other Direct Operating Expenses for uniform FTEs are calculated on a per FTE basis as per rates set in the 2022 Municipal Policing Cost-Recovery Formula.

OPP 2023 Calls for Service Billing Summary
Lakeshore M
Estimated costs for the period January 1 to December 31, 2023

Calls for Service Billing Workgroups	Calls for Service Count					2023 Average Time Standard	Total Weighted Time	% of Total Provincial Weighted Time	2023 Estimated Calls for Service Cost
	2018	2019	2020	2021	Four Year Average				
					A	B	C = A * B		
Note 1	Note 2					Note 3		Note 4	
Drug Possession	44	21	21	21	27	7.1	190	0.0106%	18,944
Drugs	4	2	3	5	4	68.0	238	0.0133%	23,739
Operational	2,294	2,154	2,163	2,085	2,174	3.8	8,261	0.4614%	823,991
Operational 2	1,571	2,531	638	738	1,370	1.4	1,917	0.1071%	191,236
Other Criminal Code Violations	74	63	64	48	62	7.5	467	0.0261%	46,567
Property Crime Violations	733	731	576	538	645	6.4	4,125	0.2304%	411,417
Statutes & Acts	247	265	345	383	310	3.4	1,054	0.0589%	105,128
Traffic	472	496	469	464	475	3.7	1,758	0.0982%	175,389
Violent Criminal Code	177	163	170	140	163	15.8	2,568	0.1434%	256,088
Total	5,616	6,426	4,449	4,422	5,228		20,578	1.1494%	\$2,052,499
Provincial Totals	Note 5	401,534	441,088	364,415	373,300	395,084	1,790,383	100.0%	\$178,576,909

Notes to Calls for Service Billing Summary

- 1) Other criminal code violations related to occurrences considered largely administrative in nature, regarding attendance to a courthouse, have been removed from our list of billable occurrences, effective the 2023 billing year.
- 2) Displayed without decimal places, exact numbers used in calculations
- 3) Displayed to four decimal places, nine decimal places used in calculations
- 4) Total costs rounded to zero decimals
- 5) Provincial Totals exclude data for dissolutions and post-2019 municipal police force amalgamations

This page intentionally left blank

OPP 2023 Calls for Service Details
Lakeshore M
For the calendar years 2018 to 2021

Calls for Service Billing Workgroups	Calls for Service Count				Four Year Average
	2018	2019	2020	2021	
Grand Total	5,616	6,426	4,449	4,422	5,228.25
Drug Possession	44	21	21	21	26.75
DRUG Operation - Master Code	1	0	1	1	0.75
Drug Related Occurrence	30	15	15	16	19.00
Poss of illicit over 30g dried cannabis (or equiv) adult	0	2	0	0	0.50
Possession - Cannabis	6	0	0	0	1.50
Possession - Cocaine	0	3	1	1	1.25
Possession - Methamphetamine (Crystal Meth)	0	0	2	2	1.00
Possession – Opioid (other than heroin)	0	1	1	1	0.75
Possession - Other Controlled Drugs and Substances Act	7	0	1	0	2.00
Drugs	4	2	3	5	3.50
Cultivate/Propagate/Harvest cannabis by adult	1	0	0	1	0.50
Drug Operation - Residential Grow Indoor	0	1	0	0	0.25
Possession of cannabis for purpose of distributing	0	1	0	0	0.25
Possession of cannabis for purpose of selling	0	0	1	0	0.25
Production - Cannabis (Marihuana) (Cultivation)	2	0	0	0	0.50
Trafficking - Cocaine	1	0	2	2	1.25
Trafficking - Other Controlled Drugs and Substances Act	0	0	0	2	0.50
Operational	2,294	2,154	2,163	2,085	2,174.00
Accident - non-MVC - Commercial	1	1	2	0	1.00
Accident - non-MVC - Industrial	3	2	2	0	1.75
Accident - non-MVC - Master Code	0	1	2	2	1.25
Accident - Non-MVC - Others	1	0	1	0	0.50
Accident - non-MVC - Public Property	0	1	0	0	0.25
Accident - non-MVC - Residential	1	0	2	0	0.75
Alarm - Holdup	0	1	0	0	0.25
Alarm - Master Code	9	6	0	0	3.75
Alarm - Others	47	19	0	0	16.50
Animal - Bear Complaint	1	2	0	0	0.75
Animal - Bite	4	3	5	2	3.50
Animal - Dog Owners Liability Act	3	3	2	0	2.00
Animal - Injured	5	24	12	10	12.75
Animal - Left in Vehicle	4	2	1	0	1.75
Animal - Master Code	3	8	2	0	3.25
Animal - Other	35	25	6	12	19.50
Animal - Rabid	3	6	2	0	2.75
Animal - Stray	4	19	9	3	8.75
Assist Fire Department	10	4	4	1	4.75
Assist Public	451	343	250	180	306.00
By-Law - Master Code	2	9	14	8	8.25
Compassionate Message	4	3	1	0	2.00
Distressed / Overdue Motorist	1	5	2	2	2.50
Dogs By-Law	14	10	29	28	20.25
Domestic Disturbance	203	221	187	186	199.25
False Alarm - Warning Issued	0	2	0	0	0.50

OPP 2023 Calls for Service Details
Lakeshore M
For the calendar years 2018 to 2021

Calls for Service Billing Workgroups	Calls for Service Count				Four Year Average
	2018	2019	2020	2021	
False Fire Alarm - Building	1	0	0	0	0.25
False Fire Alarm - Vehicle	1	0	0	0	0.25
Family Dispute	139	137	178	176	157.50
Fire - Building	8	12	11	5	9.00
Fire - Other	9	8	8	9	8.50
Fire - Vehicle	4	6	3	3	4.00
Fire Alarm - Master Code	0	1	0	0	0.25
Firearms (Discharge) By-Law	4	4	4	8	5.00
Fireworks By-Law	1	3	11	14	7.25
Found - Bicycles	11	4	1	3	4.75
Found - Computer, parts & accessories	1	0	1	0	0.50
Found - Gun	1	1	1	0	0.75
Found - Household Property	4	0	1	2	1.75
Found - License Plate	4	7	3	5	4.75
Found - Machinery & Tools	2	0	1	0	0.75
Found - Office Machines & Equipment	0	2	0	0	0.50
Found - Others	11	14	16	20	15.25
Found - Personal Accessories	20	12	10	5	11.75
Found - Radio, TV, Sound-Reprod. Equip.	0	1	2	2	1.25
Found - Sporting Goods, Hobby Equip.	3	1	0	0	1.00
Found - Vehicle Accessories	1	0	2	1	1.00
Found Property - Master Code	15	16	34	60	31.25
Insecure Condition - Building	11	12	2	1	6.50
Insecure Condition - Master Code	0	5	6	10	5.25
Insecure Condition - Others	2	2	0	0	1.00
Loitering By-Law	1	0	0	0	0.25
Lost - Accessible Parking Permit	0	2	0	0	0.50
Lost - Bicycles	0	0	0	2	0.50
Lost - Computer, parts & accessories	0	0	1	0	0.25
Lost - Household Property	2	0	2	2	1.50
Lost - Jewellery	1	0	1	0	0.50
Lost - License Plate	7	6	5	8	6.50
Lost - Machinery & Tools	1	0	0	1	0.50
Lost - Others	17	12	11	16	14.00
Lost - Personal Accessories	13	14	8	19	13.50
Lost - Radio, TV, Sound-Reprod. Equip.	1	2	2	3	2.00
Lost - Vehicle Accessories	3	0	0	1	1.00
Lost Property - Master Code	11	22	13	23	17.25
Medical Assistance - Master Code	0	1	0	0	0.25
Medical Assistance - Other	5	5	2	0	3.00
Missing Person - Master Code	0	2	1	0	0.75
Missing Person 12 & older	13	18	19	11	15.25
Missing Person Located 12 & older	12	14	17	4	11.75
Missing Person Located Under 12	2	1	3	0	1.50
Missing Person under 12	3	3	3	3	3.00

OPP 2023 Calls for Service Details
Lakeshore M
For the calendar years 2018 to 2021

Calls for Service Billing Workgroups	Calls for Service Count				Four Year Average
	2018	2019	2020	2021	
Neighbour Dispute	126	130	188	169	153.25
Noise By-Law	59	48	149	221	119.25
Noise Complaint - Animal	11	9	10	4	8.50
Noise Complaint - Business	4	7	1	0	3.00
Noise Complaint - Master Code	4	34	39	7	21.00
Noise Complaint - Others	11	2	2	0	3.75
Noise Complaint - Residence	56	60	34	4	38.50
Noise Complaint - Vehicle	5	8	6	0	4.75
Other Municipal By-Laws	144	95	49	43	82.75
Overdose/Suspected Overdose	0	0	2	1	0.75
Phone - Master Code	5	5	5	3	4.50
Phone - Nuisance - No Charges Laid	37	26	24	44	32.75
Phone - Obscene - No Charges Laid	0	1	2	2	1.25
Phone - Other - No Charges Laid	12	6	10	19	11.75
Phone - Text-related incident	1	0	3	3	1.75
Phone - Threatening - No Charges Laid	3	1	3	6	3.25
Protest - Demonstration	0	3	6	4	3.25
Smoking By-Law	1	0	0	2	0.75
Sudden Death - Accidental	2	0	0	0	0.50
Sudden Death - Drowning	0	0	0	1	0.25
Sudden Death - Master Code	0	2	0	0	0.50
Sudden Death - Natural Causes	15	26	23	30	23.50
Sudden Death - Others	2	8	3	3	4.00
Sudden Death - Suicide	3	2	3	2	2.50
Suspicious Package	0	0	1	0	0.25
Suspicious Person	184	219	221	218	210.50
Suspicious Substance / Odour	0	1	0	0	0.25
Suspicious vehicle	209	161	184	146	175.00
Taxi By-Law	0	0	0	1	0.25
Traffic By-Law	39	42	69	95	61.25
Trouble with Youth	136	121	106	107	117.50
Unwanted Persons	39	33	49	60	45.25
Vehicle Recovered - All Terrain Vehicles	1	0	1	2	1.00
Vehicle Recovered - Automobile	19	22	38	24	25.75
Vehicle Recovered - Construction Vehicles	0	0	1	1	0.50
Vehicle Recovered - Farm Vehicles	0	0	1	0	0.25
Vehicle Recovered - Master Code	2	0	1	0	0.75
Vehicle Recovered - Motorcycles	3	1	1	0	1.25
Vehicle Recovered - Other	0	5	1	4	2.50
Vehicle Recovered - Trucks	6	5	7	6	6.00
Overdose/Suspected Overdose -Opioid Related	1	1	2	0	1.00
Sudden Death - Apparent Overdose/Overdose	0	0	0	2	0.50
Operational 2	1,571	2,531	638	738	1,369.50
911 call - Dropped Cell	171	849	80	69	292.25
911 call / 911 hang up	769	850	132	154	476.25

OPP 2023 Calls for Service Details
Lakeshore M
For the calendar years 2018 to 2021

Calls for Service Billing Workgroups	Calls for Service Count				Four Year Average
	2018	2019	2020	2021	
911 hang up - Pocket Dial	101	267	1	2	92.75
False Alarm - Accidental Trip	92	56	1	3	38.00
False Alarm - Cancelled	89	66	6	2	40.75
False Alarm - Malfunction	102	75	7	11	48.75
False Alarm - Others	173	260	299	341	268.25
False Holdup Alarm - Accidental Trip	4	20	26	38	22.00
False Holdup Alarm - Malfunction	3	1	0	0	1.00
Keep the Peace	67	87	86	118	89.50
Other Criminal Code Violations	74	63	64	48	62.25
Animals - Cruelty	0	0	2	0	0.50
Animals - Others	0	0	1	0	0.25
Animals - Unnecessary suffering	0	0	1	0	0.25
Bail Violations - Fail To Comply	19	14	18	19	17.50
Bail Violations - Master Code	0	0	1	0	0.25
Bail Violations - Others	3	3	1	1	2.00
Bail Violations - Recognizance	1	2	0	2	1.25
Breach of Probation	14	9	3	3	7.25
Child Pornography - Making or distributing	0	1	0	1	0.50
Child Pornography - Master Code	1	0	0	0	0.25
Child Pornography - Other	0	1	0	0	0.25
Child Pornography - Possess child pornography	0	1	2	0	0.75
Counterfeit Money - Master Code	1	0	3	1	1.25
Counterfeit Money - Others	4	0	2	0	1.50
Disturb the Peace	10	11	9	9	9.75
Indecent acts - exposure to person under 14	1	0	1	2	1.00
Indecent acts - Master Code	0	1	0	1	0.50
Indecent acts - Other	0	4	2	1	1.75
Libel - Defamatory	0	0	1	0	0.25
Making Counterfeit Money	1	0	0	0	0.25
Obstruct Public Peace Officer	0	2	1	1	1.00
Offences Related to Currency	0	1	0	0	0.25
Offensive Weapons - Careless use of firearms	1	0	0	0	0.25
Offensive Weapons - Carry concealed	0	0	1	0	0.25
Offensive Weapons - In Vehicle	1	0	1	0	0.50
Offensive Weapons - Other Offensive Weapons	1	0	1	1	0.75
Offensive Weapons - Possession of Weapons	0	3	2	1	1.50
Offensive Weapons - Prohibited	0	0	0	1	0.25
Personate Peace Officer	0	0	2	0	0.50
Possess Firearm while prohibited	1	2	0	0	0.75
Possession of Burglary Tools	1	0	0	0	0.25
Possession Of Counterfeit Money	5	1	0	0	1.50
Prostitution - Communicate to provide sexual services	0	1	0	0	0.25
Public Mischief - mislead peace officer	0	2	0	0	0.50
Public Morals	0	3	3	1	1.75
Trespass at Night	1	1	3	0	1.25

OPP 2023 Calls for Service Details
Lakeshore M
For the calendar years 2018 to 2021

Calls for Service Billing Workgroups	Calls for Service Count				Four Year Average
	2018	2019	2020	2021	
Utter Threats to damage property	1	0	2	1	1.00
Utter Threats to injure animal	1	0	0	0	0.25
Utter Threats to Property / Animals	0	0	0	1	0.25
Uttering Counterfeit Money	5	0	0	0	1.25
Offences Against the Person and Reputation (Part VIII CC)	1	0	1	0	0.50
All Other Criminal Code (includes Part XII.1 CC)	0	0	0	1	0.25
Property Crime Violations	733	731	576	538	644.50
Arson - Auto	0	0	0	1	0.25
Arson - Building	1	0	0	0	0.25
Break & Enter	74	102	78	50	76.00
Break & Enter - steal firearm from motor vehicle	1	0	0	1	0.50
False Pretence - Other	0	1	0	0	0.25
Fraud - Account closed	2	0	2	2	1.50
Fraud - False Pretence Over \$5,000	0	1	2	1	1.00
Fraud - False Pretence Under \$5,000	2	2	1	3	2.00
Fraud - Forgery & Uttering	0	5	1	1	1.75
Fraud - Fraud through mails	2	7	3	2	3.50
Fraud - Master Code	5	4	17	5	7.75
Fraud - Money/property/security Over \$5,000	8	12	12	9	10.25
Fraud - Money/property/security Under \$5,000	29	25	34	35	30.75
Fraud - Other	40	40	42	35	39.25
Fraud - Steal/Forge/Poss./Use Credit Card	18	14	11	7	12.50
Fraud - Transportation	0	1	0	0	0.25
Fraud - Welfare benefits	1	0	1	2	1.00
Identity Fraud	2	5	4	4	3.75
Identity Theft	0	0	1	1	0.50
Interfere with lawful use, enjoyment of property	5	3	2	4	3.50
Mischief - Master Code	117	117	98	77	102.25
Mischief Graffiti - Non-Gang Related	5	2	1	5	3.25
Personation with Intent (fraud)	3	3	6	4	4.00
Possession of Stolen Goods over \$5,000	1	7	0	4	3.00
Possession of Stolen Goods under \$5,000	3	6	10	3	5.50
Property Damage	40	36	30	32	34.50
Theft from Motor Vehicles Over \$5,000	5	1	4	2	3.00
Theft from Motor Vehicles Under \$5,000	139	105	49	55	87.00
Theft of - All Terrain Vehicles	6	3	3	1	3.25
Theft of - Automobile	15	14	5	16	12.50
Theft of - Construction Vehicles	1	2	1	0	1.00
Theft of - Farm Vehicles	0	0	0	1	0.25
Theft of - Mopeds	0	0	0	1	0.25
Theft of - Motorcycles	7	1	3	1	3.00
Theft of - Other Motor Vehicles	2	3	1	0	1.50
Theft of - Snow Vehicles	0	1	1	1	0.75
Theft of - Trucks	14	11	5	3	8.25
Theft of Motor Vehicle	9	18	16	18	15.25

OPP 2023 Calls for Service Details
Lakeshore M
For the calendar years 2018 to 2021

Calls for Service Billing Workgroups	Calls for Service Count				Four Year Average
	2018	2019	2020	2021	
Theft Over \$5,000 - Construction Site	2	0	0	1	0.75
Theft Over \$5,000 - Bicycles	0	0	0	1	0.25
Theft Over \$5,000 - Boat (Vessel)	0	0	0	2	0.50
Theft Over \$5,000 - Farm Equipment	0	1	1	0	0.50
Theft Over \$5,000 - Mail	1	0	1	0	0.50
Theft Over \$5,000 - Master Code	0	3	1	1	1.25
Theft Over \$5,000 - Mine Equipment/Property	0	1	0	0	0.25
Theft Over \$5,000 - Other Theft	6	7	4	7	6.00
Theft Over \$5,000 - Trailers	1	5	1	3	2.50
Theft Under \$5,000 - Bicycles	6	4	1	5	4.00
Theft Under \$5,000 - Boat (Vessel)	1	1	1	1	1.00
Theft Under \$5,000 - Boat Motor	2	0	1	2	1.25
Theft Under \$5,000 - Building	1	3	1	2	1.75
Theft Under \$5,000 - Construction Site	2	2	3	3	2.50
Theft Under \$5,000 - Farm Agricultural Livestock	1	0	0	0	0.25
Theft Under \$5,000 - Farm Equipment	2	0	1	0	0.75
Theft Under \$5,000 - Gasoline Drive-off	43	28	36	45	38.00
Theft Under \$5,000 - Master Code	16	11	11	8	11.50
Theft Under \$5,000 - Mining Product	0	1	1	0	0.50
Theft Under \$5,000 - Other Theft	68	63	47	44	55.50
Theft Under \$5,000 - Persons	5	1	1	1	2.00
Theft Under \$5,000 - Trailers	2	7	1	2	3.00
Theft Under \$5,000 Shoplifting	15	39	17	22	23.25
Trafficking in Stolen Goods over \$5,000	0	1	0	0	0.25
Trafficking in Stolen Goods under \$5,000	0	0	1	0	0.25
Unlawful in a dwelling house	1	1	0	0	0.50
Willful act / Omission likely to cause mischief	1	0	1	1	0.75
Statutes & Acts	247	265	345	383	310.00
Children's Law Reform Act - Custody order	0	0	1	0	0.25
Custody Dispute	3	3	0	3	2.25
Landlord / Tenant	26	39	74	88	56.75
Mental Health Act	53	71	75	59	64.50
Mental Health Act - Attempt Suicide	13	11	5	9	9.50
Mental Health Act - No contact with Police	16	12	24	24	19.00
Mental Health Act - Placed on Form	16	9	18	11	13.50
Mental Health Act - Threat of Suicide	39	32	36	48	38.75
Mental Health Act - Voluntary Transport	21	21	29	18	22.25
Trespass To Property Act	58	67	79	106	77.50
Youth Criminal Justice Act (YCJA)	2	0	0	0	0.50
Mental Health Act - Apprehension	0	0	4	17	5.25
Traffic	472	496	469	464	475.25
MVC - Fatal (Motor Vehicle Collision)	5	2	3	2	3.00
MVC - Others (Motor Vehicle Collision)	12	3	1	1	4.25
MVC - Pers. Inj. Failed to Remain (Motor Vehicle Collision)	0	1	2	0	0.75
MVC - Personal Injury (Motor Vehicle Collision)	27	54	61	61	50.75

OPP 2023 Calls for Service Details
Lakeshore M
For the calendar years 2018 to 2021

Calls for Service Billing Workgroups	Calls for Service Count				Four Year Average
	2018	2019	2020	2021	
MVC - Prop. Dam. Failed to Remain (Motor Vehicle Collision)	41	36	30	28	33.75
MVC - Prop. Dam. Non Reportable (Motor Vehicle Collision)	165	132	97	98	123.00
MVC - Prop. Dam. Reportable (Motor Vehicle Collision)	215	265	264	271	253.75
MVC (Motor Vehicle Collision) - Master Code	6	2	10	3	5.25
Road Rage	1	1	1	0	0.75
Violent Criminal Code	177	163	170	140	162.50
Aggravated Assault - Level 3	0	1	3	0	1.00
Aggravated Sexual Assault	1	0	0	0	0.25
Assault - Level 1	84	64	56	46	62.50
Assault Peace Officer	0	0	0	1	0.25
Assault Peace Officer with weapon OR cause bodily harm	0	0	2	0	0.50
Assault With Weapon or Causing Bodily Harm - Level 2	15	8	10	12	11.25
Criminal Harassment	19	25	20	10	18.50
Criminal Harassment - Offender Unknown	0	0	0	3	0.75
Criminal Negligence - Bodily Harm	1	0	0	0	0.25
Discharge Firearm with Intent	0	0	0	1	0.25
Extortion	0	2	0	4	1.50
Forcible confinement	1	2	1	0	1.00
Incest	0	1	0	0	0.25
Indecent / Harassing Communications	3	2	4	3	3.00
Invitation to Sexual Touching	0	1	0	0	0.25
Kidnapping	0	0	1	0	0.25
Mischief - Cause Danger to Life	0	1	0	0	0.25
Non-Consensual Distribution of Intimate Images	1	1	1	3	1.50
Other Assaults / Admin Noxious thing	1	1	1	0	0.75
Pointing a Firearm	0	1	2	0	0.75
Procuring a person under the age of 18 years	0	1	0	0	0.25
Robbery - Master Code	1	0	2	0	0.75
Robbery - Other	2	2	1	0	1.25
Robbery - With Threat of Violence	0	0	1	2	0.75
Sexual Assault	13	12	18	12	13.75
Sexual Assault With a Weapon	0	0	0	1	0.25
Sexual Interference	0	1	3	6	2.50
Using firearm (or imitation) in commission of offence	1	0	0	0	0.25
Utter Threats - Master Code	8	2	1	2	3.25
Utter Threats to Person	26	34	43	34	34.25
Utter Threats to Person - Government Employee	0	1	0	0	0.25

This page intentionally left blank

OPP 2021 Reconciled Year-End Summary

Lakeshore M

Reconciled cost for the period January 1 to December 31, 2021

			Cost per Property \$	Total Cost \$
Base Service	Property Counts			
	Household	14,712		
	Commercial and Industrial	489		
	Total Properties	<u>15,201</u>	179.62	2,730,381
Calls for Service				
	Total all municipalities	170,324,197		
	Municipal portion	1.2221%	136.94	2,081,590
Overtime			11.11	168,828
Prisoner Transportation	(per property cost)		<u>1.18</u>	<u>17,937</u>
Total 2021 Reconciled Costs			<u>328.84</u>	<u>4,998,736</u>
2021 Billed Amount				<u>4,985,591</u>
2021 Year-End-Adjustment				<u><u>13,145</u></u>

Note

The Year-End Adjustment above is included as an adjustment on the 2023 Billing Statement.
This amount is incorporated into the monthly invoice amount for 2023.

This page intentionally left blank